



Sunningwell Parish Council
Neighbourhood Plan
Third Residents' Survey - Results

Initial Residents' Survey – 29 May 2025 to 31 July 2025

Second Residents' Survey – 19 Nov 2025 to 13 Jan 2026

Third Residents' Survey - 18 Feb to 15 Mar 2026

Introduction

The third Sunningwell Neighbourhood Plan Residents’ Survey was carried out over the period 18 February to 15 March 2026 alongside the publication of the Working Group’s Draft Consultation Reports and the associated early-March Drop-in events in Sunningwell Village Hall.

Great thanks are due to all those who completed the survey which will form an important part of the evidence base for the Neighbourhood Plan.

The survey consisted of a number of open questions relating to different aspects of life within the parish, plus seventy statements for respondents to indicate the extent to which they agreed or disagreed.

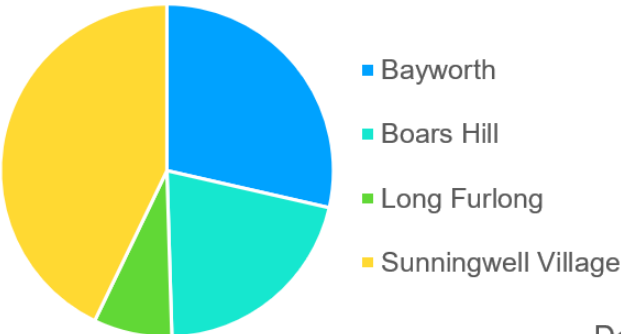
The open questions were available in paper form including on a leaflet that was delivered to every dwelling in the parish. This is reproduced in the Appendix to this document.

The seventy agree/disagree statements were only available in the online version of the survey.

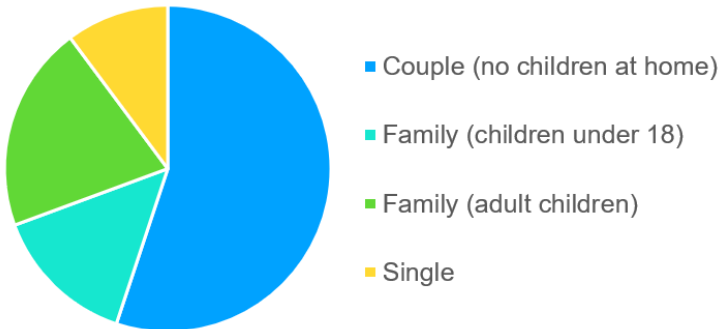
This document summarises the comments received, and the reports the responses to the agree/disagree statements.

Responses

Responses by location



Demographic



Survey Comments

For each topic area one or two open questions were posed, with unlimited space to comment.

The responses are summarised below. AI was used to produce these summaries to ensure lack of bias. Only minor editorial corrections were subsequently applied.

Heritage & Character

What aspects of the parish's character, heritage, and community do you feel are most important to protect for the future?

Survey responses show a very strong and consistent view among residents that the **rural character, natural landscape, and heritage of the parish** are the most important elements to protect for the future. Many respondents emphasised that the parish is a **remote rural area** that provides peace, tranquillity and a sense of separation from nearby urban centres such as Abingdon and Oxford. Residents particularly value the **open countryside, farmland, woodland and views**, which contribute to the area's distinctive identity and biodiversity.

Another recurring theme is the importance of **green spaces and access to nature**. Features such as woodland, footpaths, Bagley Wood, the Village Green, and surrounding fields provide opportunities for walking, cycling and recreation. These spaces are widely seen as vital not only for environmental protection but also for wellbeing and maintaining the parish's quiet and peaceful character.

Respondents also highlighted the parish's **historic buildings and distinctive architecture**, including Arts and Crafts style houses with traditional design features such as pitched roofs, unique chimneys and characteristic windows. Community landmarks including the church, chapel, art school, village school, village hall, cricket pitch, pub and cafe were identified as important parts of the parish's cultural heritage and community life.

A strong **sense of community** was another key theme. Residents value the friendliness of the parish and the opportunities to meet at shared spaces and community events. Maintaining small village identities and the physical separation between settlements was seen as essential to preserving this character.

Finally, several responses highlighted concerns about **traffic levels, housing density and infill development**, with residents expressing a desire to keep roads safe for walking and cycling and to maintain the existing scale and pattern of development.

Overall, the survey demonstrates a clear priority for protecting the parish's rural environment, heritage, and strong community identity.

Heritage & Character

What would you like to see changed or improved about the parish's character, heritage and community feel?

The survey responses show a strong overall desire among residents to **preserve the rural character, heritage, and sense of community within the parish**, while addressing practical issues relating to **traffic, infrastructure, and accessibility**. Many respondents emphasised that the parish is valued for its **unspoilt environment, historic buildings, green spaces, and countryside setting**, and that these qualities should be protected from inappropriate development.

A dominant theme in the responses concerns **traffic and road safety**. Many residents expressed concern about the parish roads being used as a **“rat run” by through-traffic**, particularly due to nearby housing developments and routes linking Oxford and Abingdon. Respondents called for measures such as **traffic calming, lower speed limits (particularly on Bayworth Lane), chicanes, signage, and restrictions to discourage non-local traffic**. There were also concerns about motorists not adhering to existing 20mph limits and the lack of pavements in several areas, making walking unsafe.

Another key issue relates to **protecting the parish's landscape and green spaces**. Residents strongly supported maintaining the **Green Belt character**, protecting **biodiversity, mature trees, and shrubs**, and resisting **infill development or further major housing developments**. Many felt that the parish has already experienced significant development nearby and that additional housing could erode its distinctive rural character.

Footpaths, walking routes, and outdoor access were also frequently mentioned. Residents value the extensive network of **footpaths, fields, and countryside walks** and want them to be maintained or improved. Some respondents noted that certain paths have deteriorated and should be restored. Improved **cycle links and pedestrian routes** were also suggested to enable safer movement around the parish.

Community cohesion was another recurring theme. Some respondents highlighted that the parish is composed of **several geographically separate areas** and would benefit from stronger connections between them. Suggestions included **community events**,

litter-picking activities, allotments, and heritage walks to bring residents together and celebrate local history.

Respondents raised several **local infrastructure and environmental concerns**, including **potholes, road surfaces, litter, maintenance of verges, restoration of stone walls, and improved parking and pavements**. Several residents indicated that they are broadly satisfied with the parish as it is, the general sentiment was that **small improvements and protective measures** would help maintain the area's character and quality of life.

Natural Environment, Biodiversity & Wildlife

What aspects of the parish's natural environment and biodiversity do you feel most need protection or improvement?

The survey responses reveal strong community support for protecting and enhancing the natural environment and biodiversity of the parish. A clear theme is the importance residents place on maintaining the rural character, wildlife habitats, and green spaces that define the identity of Sunningwell. These views highlight several priorities that could inform policies within a Neighbourhood Plan.

Firstly, many respondents emphasised the significance of the historic and natural landscape at the centre of the village. The area around the village green, the Glebe, the church, the pond, and the surrounding fields and woods is widely regarded as a defining feature of the parish and described as the "jewel in the crown." Residents value these spaces not only for their visual character but also for their biodiversity and community wellbeing. Protecting these areas from inappropriate development was repeatedly identified as a priority. In particular, the pond and village green were highlighted as unique ecological assets that support wildlife, including species such as water voles, and should be carefully managed and protected.

Woodland and mature trees were also frequently mentioned. Respondents highlighted the importance of ancient woodland such as Bagley Wood, as well as older gardens and established trees that contribute to the parish's biodiversity and landscape quality. Woodlands were seen as essential habitats that require long-term protection and careful management, including protection from pressures such as deer damage. Similarly, hedgerows were widely recognised as vital wildlife corridors and one of the few remaining habitats across farmland. Many respondents called for hedgerows to be maintained, replanted where they have been lost, and managed using more traditional methods such as hedge-laying rather than intensive mechanical trimming.

Another major theme was the value of green spaces and farmland around the parish. Residents strongly supported the protection of fields and open land that separate the village from nearby urban areas such as Abingdon. These spaces are seen as important

for maintaining the rural setting, supporting biodiversity, and preventing urban coalescence. Concerns were raised that intensive agriculture has reduced wildlife habitats in parts of the parish, and respondents suggested measures such as tree planting, wetland restoration, and small-scale rewilding to improve biodiversity across the landscape.

Public access to nature was also highlighted as important. Many residents value the parish's network of footpaths and woodland access for recreation, wellbeing, and connection with nature. However, some noted that access could be improved through better maintenance, particularly where paths become muddy or difficult to use during wet weather. Respondents also stressed that improvements such as cycle paths or road widening should be carefully designed to avoid damaging roadside hedgerows, verges, and other important habitats.

Water management and natural features such as streams, ponds, and drainage systems were another concern. Several responses highlighted the need for improved drainage to cope with heavy rainfall and flood risks, while also maintaining natural habitats associated with waterways. Some respondents suggested encouraging more ponds and wetland areas to enhance biodiversity.

Based on these responses, a Neighbourhood Plan could include several types of policies. These may include policies protecting key local green spaces such as the village green, Glebe land, and important wildlife habitats. Landscape and biodiversity policies could promote the protection and restoration of hedgerows, woodland, ponds, and wildlife corridors, as well as encourage tree planting and habitat creation. Policies could also safeguard important views, rural approaches to the village, and the green buffer between Sunningwell and surrounding settlements. Additional policies might support the protection and enhancement of public footpaths, improved water management, and the reduction of light pollution to protect dark skies and wildlife. Together, such policies would help conserve the parish's valued natural environment while supporting biodiversity and community wellbeing.

Footpaths & Active Travel

How should the parish improve its network of footpaths, bridleways, and walking/cycling routes?

Survey responses indicate strong community support for improving the **safety, accessibility, and usability** of the parish's network of footpaths, bridleways, and walking and cycling routes. A central concern is the **lack of pavements on many roads**, which makes walking within and between settlements such as Bayworth and Sunningwell increasingly unsafe. Residents highlighted the need for **dedicated pedestrian routes** between key locations, particularly between Bayworth, Sunningwell,

and Long Furlong, and along roads where pedestrians and cyclists currently share narrow carriageways with vehicles.

Another common theme is the **condition and maintenance of existing paths**. Many respondents reported that footpaths become **very muddy or impassable in winter**, discouraging use and creating hazards. Suggestions included targeted resurfacing using gravel, installing steps in steep or slippery sections, improving drainage in persistently wet areas, and ensuring vegetation is cut back regularly. Several respondents also stressed that landowners should maintain public rights of way across their land and avoid actions that obstruct access.

Improved **signage, mapping, and information** were also widely requested. Residents suggested clearer signposts, parish maps on noticeboards, or digital information (such as an app) showing walking routes. Better promotion of circular walking routes linking local amenities—such as pubs, the church, and the coffee shop—was viewed as an opportunity to support local businesses and encourage visitors from nearby towns.

Safety for **cyclists and mobility-impaired users** was another key concern.

Respondents noted that potholes, uneven road surfaces, and high vehicle speeds make cycling dangerous. Some residents highlighted the need for routes suitable for **mobility scooters and less confident cyclists**. There were also calls for improved crossings and safer links to nearby destinations such as Oxford or Abingdon.

Residents expressed mixed views about the **extent of physical upgrades**. While many supported improvements to make routes usable year-round, several emphasised that changes should **preserve the rural character of the parish**. They cautioned against over-urbanising footpaths through extensive paving, excessive signage, or large numbers of bins.

Several responses suggested **expanding the path network**, including registering commonly used but unofficial paths as public rights of way, negotiating permissive routes with landowners, and creating more connected networks of off-road walking and cycling routes.

Planning & Development

What principles should guide future development in the parish over the next 10–15 years?

The survey responses show a strong and consistent concern among residents about protecting the rural character, heritage, and environmental quality of the parish over the

next 10–15 years. Many respondents emphasised that the parish should experience little or no additional development, largely because of existing infrastructure constraints and the risk that new building would undermine the distinctive character of the area. A recurring theme is that Sunningwell is perceived as unsuitable for significant development due to limited sewage capacity, flooding risks, and narrow or inadequate roads. Residents therefore see infrastructure limitations as a major factor that should restrict future growth.

Another key response focuses on preserving the historic and architectural character of the parish. Many respondents highlighted the importance of maintaining the traditional appearance of cottages and houses, including those built in the Arts and Crafts style on Boars Hill. There is concern that demolition or unsympathetic redevelopment could permanently alter the visual identity of the area. As a result, respondents frequently stated that any future development should blend with existing buildings in scale, design, and materials rather than stand out or dominate the landscape.

Protection of green spaces and the rural environment is also a major priority. Many responses call for the safeguarding of fields, woodland, and wildlife habitats, as well as the maintenance of green buffer zones between the parish and neighbouring settlements such as Abingdon. Residents are particularly concerned about settlement coalescence and urban sprawl, and they support maintaining clear green boundaries and respecting the Green Belt designation. The preservation of biodiversity and opportunities for wildlife are also mentioned as important considerations in any future planning decisions.

Several respondents also stressed the importance of maintaining the peaceful and quiet nature of the parish. Concerns were raised about external lighting, commercial or institutional development, and activities that could reduce tranquillity. Some responses suggested that lighting should be carefully controlled to reduce light pollution and protect the dark rural environment.

Although many responses oppose further development, a smaller number of respondents acknowledged that limited and carefully designed development could be acceptable under certain conditions. In particular, some residents supported the idea of small-scale housing that meets local needs, such as genuinely affordable homes for families or social housing for rent. These respondents emphasised that any such development should be modest in scale, energy efficient, and fully integrated into the existing settlement pattern.

Based on these responses, several types of policies could be included in a Neighbourhood Plan. First, design and heritage policies could require new development or alterations to respect the local architectural character, scale, and materials of existing buildings, helping to preserve the historic identity of the parish. Second, landscape and Green Belt policies could prioritise the protection of open countryside, woodland, and wildlife habitats while maintaining green buffers between settlements. Third, settlement boundary policies could limit expansion and prevent the merging of villages with nearby urban areas. Fourth, infrastructure policies could ensure that any

development only proceeds where adequate services, drainage, and road capacity are available. Housing policies could support very small-scale, well-designed affordable housing that meets local needs while maintaining the parish's rural character and environmental quality. Together, these policies would reflect the community's strong preference for conservation-led planning and carefully managed change.

Traffic & Transport

What are the biggest traffic and road-safety issues affecting daily life in the parish?

Survey responses highlight a consistent set of concerns about traffic and road safety within the parish. The most frequently cited issue is **speeding traffic**, particularly along Foxcombe Road and other rural lanes. Many respondents state that vehicles regularly exceed speed limits, even within existing 20 mph zones, creating risks for pedestrians, cyclists and horse riders. Several comments describe Foxcombe Road as a major route where drivers travel at high speeds, with some residents reporting vehicles travelling far faster than appropriate for the rural setting. The situation is compounded by downhill sections where cars accelerate rapidly, increasing the danger for those walking or cycling nearby.

Another major theme is the **use of the parish as a "rat run"**. Residents report that drivers frequently divert through Sunningwell and Bayworth to avoid congestion on surrounding main roads such as the A34, Hinksey Hill and Dunmore Road. This results in a large volume of through-traffic using narrow village lanes that were not designed to accommodate heavy traffic flows. Temporary disruptions, such as roadworks or congestion on nearby routes, are said to cause sudden surges in traffic through the parish. Respondents are concerned that planned developments and the Lodge Hill junction may further increase traffic volumes and intensify these problems.

The **lack of pedestrian infrastructure** is also widely identified as a safety issue. Many roads do not have pavements or safe pedestrian routes, meaning residents must walk directly on the road alongside moving traffic. This is particularly concerning for families with children, dog walkers and those pushing prams. Some respondents also highlighted the absence of safe cycling infrastructure, noting that cycling currently requires confidence because of fast-moving traffic and narrow lanes. Several comments suggest that improved footpaths and connected walking and cycling routes would encourage more people to travel actively within the parish.

Residents also raised concerns about **road conditions and physical constraints**. Potholes and poor road surfaces were mentioned repeatedly, particularly where heavy vehicles or diverted traffic have damaged rural lanes. The narrow width of many roads creates pinch points and makes it difficult for vehicles to pass safely, especially when cars are parked on the roadside or pavement. Visibility issues at certain junctions, blind bends and overgrown hedges were also noted as hazards.

Finally, some respondents highlighted **parking and congestion issues**, particularly during school drop-off and pick-up times or at locations such as the art school where off-street parking is limited. Cars parked on pavements or narrow lanes can obstruct pedestrians and make passing difficult for other vehicles.

Based on these responses, several types of policies could be included in a Neighbourhood Plan. First, **traffic-management policies** could aim to reduce through-traffic by discouraging rat-running. Measures might include low-traffic neighbourhood approaches, access restrictions, modal filters, or road layout changes that prioritise local access over through routes.

Second, the plan could include **speed-reduction policies**. These might support additional traffic-calming measures such as speed tables, road narrowing, gateway features at village entrances, or enforcement measures to ensure compliance with existing speed limits.

Third, **active travel policies** could promote safer walking and cycling by supporting new or improved footpaths, shared-use paths and connections between Sunningwell, Bayworth and surrounding destinations. These policies could prioritise pedestrian safety on roads currently lacking pavements.

Fourth, the plan could include **road safety and design policies** addressing visibility, junction safety and the management of pinch points. This could include improving sightlines, maintaining hedges and ensuring new developments contribute to safer road layouts.

Finally, **parking and infrastructure policies** could address issues such as pavement parking, school-time congestion and maintenance of road surfaces. Together, these policies would respond directly to residents' concerns and help protect the rural character of the parish while improving safety for all road users.

Which improvements to local roads and infrastructure would most benefit the parish?

The survey responses highlight strong community concern about traffic levels, road safety, and the condition of local infrastructure in the parish. Several consistent themes emerge.

Traffic volumes and “rat-running” are a major issue for residents. Many respondents believe that the parish is increasingly used as a through-route by drivers seeking to avoid congestion on nearby main roads. This concern is heightened by anticipated growth from surrounding developments, particularly the proposed Dalton Barracks development and increased traffic around Lodge Hill. As a result, many residents support measures to discourage or restrict through traffic in order to preserve the rural character of the parish.

A frequently suggested solution is the introduction of **Low Traffic Neighbourhood (LTN) style measures**, such as road closures, filtered permeability, or restricted access at key points (for example preventing access from Sunningwell Road to Oxford Road). Several respondents also supported **one-way systems, chicanes, or road narrowing** to slow traffic. While some residents were cautious about traditional traffic calming measures, there was broad agreement that action is needed to address excessive traffic speeds and volumes.

Speeding vehicles are another key concern, particularly along Foxcombe Road and Bayworth Lane. Many respondents support reducing speed limits to **20 mph** on certain roads and introducing **average speed cameras, speed indicator devices (SIDs), or enhanced enforcement** to ensure compliance. Mini-roundabouts and kerb build-outs at junctions were also suggested to improve safety and slow traffic.

Another major theme is the **poor condition of roads and drainage infrastructure**. Numerous responses highlight the prevalence of potholes, crumbling road edges, and inadequate drainage. Residents emphasise the need for improved road maintenance, resurfacing, and regular repairs to prevent hazards to drivers, cyclists, and pedestrians.

Pedestrian and cycling infrastructure are also identified as needing improvement. Residents suggest better footpaths, safer walking routes to bus stops, improved cycle routes, and upgraded bridleways suitable for all types of bicycles. Concerns were also raised about specific locations where pedestrians feel unsafe, such as sharp bends or areas without pavements.

Finally, some respondents emphasised the importance of **sustainable transport options**. Suggestions include restoring or improving bus services to Abingdon and Oxford, developing cycle networks linked to new housing developments, and promoting alternatives to car ownership such as car-sharing schemes.

Overall, the responses show strong support for measures that reduce traffic speed and volume, improve road conditions, and enhance safety for pedestrians and cyclists.

Community & Local Life

What, if anything, do you feel is currently missing in the parish, and what would most improve community life?

The survey responses suggest that residents generally value the strong sense of community within the parish and appreciate existing activities and facilities. However,

several common themes emerged regarding what residents' feel is missing and what could improve community life.

One of the most frequently mentioned needs is the provision of a **local shop or small general store**. Several respondents indicated that having a shop within the parish would reduce the need to travel by car for everyday items and would provide a convenient local facility for residents. Some respondents also suggested that the existing Barn Café could potentially be expanded or complemented by a **community café**, possibly operating from the village hall on certain days.

Residents also expressed interest in **more opportunities for social interaction and community activities**. While existing events such as film nights, the Women's Institute, VE Day celebrations, and Bonfire Night were appreciated, some respondents suggested that additional events including movie nights or community gatherings could further strengthen community engagement. There were also comments noting that while community groups do valuable work, participation from residents could be higher.

Another theme was the importance of **community facilities that encourage social interaction**, including suggestions for additional sports and recreational facilities. For example, respondents proposed outdoor gym equipment for older children and adults, as well as spaces where people can meet and take part in shared activities.

Several responses also highlighted the desire for **allotments**, noting that the parish is one of the few in the area without them. Allotments were seen not only as a practical facility but also to encourage community interaction, wellbeing, and local food growing.

Several residents raised concerns about **connectivity between different parts of the parish**, particularly between the distinct settlements of Sunningwell, Bayworth, and Boars Hill. Some respondents felt that the parish is made up of several separate communities and that stronger links, both physical and social would help build greater cohesion. Safer pedestrian routes between settlements were seen as an important improvement.

Improved **public transport** was another commonly mentioned need. Respondents suggested that a regular bus service connecting the parish with nearby towns such as Abingdon and Oxford would help residents access services and reduce reliance on private cars.

Finally, some residents raised **environmental and quality-of-life issues**, such as concerns about bonfires affecting air quality. Suggestions included encouraging composting and more environmentally friendly waste management practices.

Overall, while the parish is seen as having a strong community spirit and valued local events, residents would like to see additional local amenities, improved connectivity, and more opportunities for social interaction.

What do you value about the parish?

The survey responses show that residents place a very high value on the **rural character, natural environment, and strong sense of community** within the parish. These themes consistently appear across the responses and reflect the qualities that residents most wish to preserve.

A dominant theme is the **peaceful rural setting** of the parish. Many respondents highlighted the quiet atmosphere, open countryside, and attractive landscape as key features that make the area a special place to live. Residents value the absence of large-scale development and the sense that the parish retains its traditional village character. The surrounding countryside, woodland areas, and green spaces contribute strongly to this rural identity.

Closely linked to this is the importance of **access to nature and outdoor recreation**. Many respondents emphasised the ability to walk directly from their homes into the countryside without needing to travel by car. Opportunities for walking, enjoying wildlife, and experiencing scenic views, particularly in areas such as nearby woods and open landscapes were frequently mentioned as important aspects of parish life. These natural assets are seen not only as environmental features but also as contributing to residents' wellbeing and quality of life.

Another key theme is the **strong sense of community and friendliness among residents**. Many respondents described the parish as a place where people know one another, help each other, and take pride in their local area. Community spirit is reinforced through local events and organisations, including commemorative events, social gatherings, and regular activities. Respondents particularly valued the efforts of volunteers and local groups who organise activities and maintain community life.

Residents also appreciate the **range of community facilities and activities** available within the parish. Facilities such as the village hall, local pub, cafe, church, and community groups provide opportunities for social interaction and cultural activities. Respondents highlighted the diversity of activities available locally, including art, music, dance, sports, and social events, which help strengthen community bonds.

The **historic character of the parish** was another aspect valued by residents. Several responses referred to the presence of historic buildings, long-standing traditions, and a

sense of continuity with the past. Many residents feel that the parish has a distinctive identity shaped by its history and long-established community.

Finally, the **location of the parish** was also seen as a significant benefit. Residents value being able to live in a peaceful rural environment while still being relatively close to larger towns such as Abingdon and Oxford, which provide access to services, employment, and cultural opportunities.

Overall, the responses indicate that residents strongly value the parish's rural environment, community spirit, historic character, and access to countryside. These qualities contribute to a high quality of life and form the foundation of the parish's identity.

Agree/Disagree Questions

In the online version of the survey approximately 10 additional statements were made for each topic area, with respondents asked to choose between Strongly Agree, Agree, Neutral, Disagree or Strongly Disagree.

The responses to each question are shown graphically below. The results are normalised so that the vertical axis shows the percentage of respondents choosing each option.

Where the results across all demographics (age, location) are essentially the same, only one graph is presented. This obviously applies in all case where the parish is essentially unanimous in a single view.

Where discrepancies exist, or might have been predicted to exist, between demographic groups more than one graph is presented.

Heritage & Character 1																																						
<p>1. The rural character of the parish is important to my quality of life</p>	<p style="text-align: center;">All parish</p> <table border="1"> <caption>Data for 'All parish' - Question 1</caption> <thead> <tr> <th>Response</th> <th>Percentage</th> </tr> </thead> <tbody> <tr> <td>Strongly Agree</td> <td>90</td> </tr> <tr> <td>Agree</td> <td>10</td> </tr> <tr> <td>Neutral</td> <td>0</td> </tr> <tr> <td>Disagree</td> <td>0</td> </tr> <tr> <td>Strongly Disagree</td> <td>0</td> </tr> </tbody> </table>	Response	Percentage	Strongly Agree	90	Agree	10	Neutral	0	Disagree	0	Strongly Disagree	0																									
Response	Percentage																																					
Strongly Agree	90																																					
Agree	10																																					
Neutral	0																																					
Disagree	0																																					
Strongly Disagree	0																																					
<p>2. The sense of community is strong in the parish</p>	<p style="text-align: center;">All parish</p> <table border="1"> <caption>Data for 'All parish' - Question 2</caption> <thead> <tr> <th>Response</th> <th>Percentage</th> </tr> </thead> <tbody> <tr> <td>Strongly Agree</td> <td>40</td> </tr> <tr> <td>Agree</td> <td>38</td> </tr> <tr> <td>Neutral</td> <td>12</td> </tr> <tr> <td>Disagree</td> <td>8</td> </tr> <tr> <td>Strongly Disagree</td> <td>0</td> </tr> </tbody> </table>	Response	Percentage	Strongly Agree	40	Agree	38	Neutral	12	Disagree	8	Strongly Disagree	0																									
Response	Percentage																																					
Strongly Agree	40																																					
Agree	38																																					
Neutral	12																																					
Disagree	8																																					
Strongly Disagree	0																																					
<p style="text-align: center;">Sunningwell</p> <table border="1"> <caption>Data for 'Sunningwell' - Question 1</caption> <thead> <tr> <th>Response</th> <th>Percentage</th> </tr> </thead> <tbody> <tr> <td>Strongly Agree</td> <td>55</td> </tr> <tr> <td>Agree</td> <td>32</td> </tr> <tr> <td>Neutral</td> <td>8</td> </tr> <tr> <td>Disagree</td> <td>5</td> </tr> <tr> <td>Strongly Disagree</td> <td>0</td> </tr> </tbody> </table>	Response	Percentage	Strongly Agree	55	Agree	32	Neutral	8	Disagree	5	Strongly Disagree	0	<p style="text-align: center;">Bayworth</p> <table border="1"> <caption>Data for 'Bayworth' - Question 1</caption> <thead> <tr> <th>Response</th> <th>Percentage</th> </tr> </thead> <tbody> <tr> <td>Strongly Agree</td> <td>22</td> </tr> <tr> <td>Agree</td> <td>60</td> </tr> <tr> <td>Neutral</td> <td>15</td> </tr> <tr> <td>Disagree</td> <td>13</td> </tr> <tr> <td>Strongly Disagree</td> <td>0</td> </tr> </tbody> </table>	Response	Percentage	Strongly Agree	22	Agree	60	Neutral	15	Disagree	13	Strongly Disagree	0	<p style="text-align: center;">Boars Hill</p> <table border="1"> <caption>Data for 'Boars Hill' - Question 1</caption> <thead> <tr> <th>Response</th> <th>Percentage</th> </tr> </thead> <tbody> <tr> <td>Strongly Agree</td> <td>38</td> </tr> <tr> <td>Agree</td> <td>25</td> </tr> <tr> <td>Neutral</td> <td>12</td> </tr> <tr> <td>Disagree</td> <td>25</td> </tr> <tr> <td>Strongly Disagree</td> <td>0</td> </tr> </tbody> </table>	Response	Percentage	Strongly Agree	38	Agree	25	Neutral	12	Disagree	25	Strongly Disagree	0
Response	Percentage																																					
Strongly Agree	55																																					
Agree	32																																					
Neutral	8																																					
Disagree	5																																					
Strongly Disagree	0																																					
Response	Percentage																																					
Strongly Agree	22																																					
Agree	60																																					
Neutral	15																																					
Disagree	13																																					
Strongly Disagree	0																																					
Response	Percentage																																					
Strongly Agree	38																																					
Agree	25																																					
Neutral	12																																					
Disagree	25																																					
Strongly Disagree	0																																					
<p>3. Protecting historic buildings and the traditional character of the villages within the parish should be a priority</p>	<p style="text-align: center;">All parish</p> <table border="1"> <caption>Data for 'All parish' - Question 3</caption> <thead> <tr> <th>Response</th> <th>Percentage</th> </tr> </thead> <tbody> <tr> <td>Strongly Agree</td> <td>75</td> </tr> <tr> <td>Agree</td> <td>18</td> </tr> <tr> <td>Neutral</td> <td>8</td> </tr> <tr> <td>Disagree</td> <td>0</td> </tr> <tr> <td>Strongly Disagree</td> <td>0</td> </tr> </tbody> </table>	Response	Percentage	Strongly Agree	75	Agree	18	Neutral	8	Disagree	0	Strongly Disagree	0																									
Response	Percentage																																					
Strongly Agree	75																																					
Agree	18																																					
Neutral	8																																					
Disagree	0																																					
Strongly Disagree	0																																					

Heritage & Character 2													
<p>4. The parish's green spaces, countryside and natural setting are essential to its identity</p>	<p style="text-align: center;">All parish</p> <table border="1"> <thead> <tr> <th>Response</th> <th>Percentage</th> </tr> </thead> <tbody> <tr> <td>Strongly Agree</td> <td>95</td> </tr> <tr> <td>Agree</td> <td>5</td> </tr> <tr> <td>Neutral</td> <td>0</td> </tr> <tr> <td>Disagree</td> <td>0</td> </tr> <tr> <td>Strongly Disagree</td> <td>0</td> </tr> </tbody> </table>	Response	Percentage	Strongly Agree	95	Agree	5	Neutral	0	Disagree	0	Strongly Disagree	0
Response	Percentage												
Strongly Agree	95												
Agree	5												
Neutral	0												
Disagree	0												
Strongly Disagree	0												
<p>5. Quiet roads and low traffic levels contribute significantly to the parish's character</p>	<p style="text-align: center;">All parish</p> <table border="1"> <thead> <tr> <th>Response</th> <th>Percentage</th> </tr> </thead> <tbody> <tr> <td>Strongly Agree</td> <td>75</td> </tr> <tr> <td>Agree</td> <td>15</td> </tr> <tr> <td>Neutral</td> <td>5</td> </tr> <tr> <td>Disagree</td> <td>0</td> </tr> <tr> <td>Strongly Disagree</td> <td>5</td> </tr> </tbody> </table>	Response	Percentage	Strongly Agree	75	Agree	15	Neutral	5	Disagree	0	Strongly Disagree	5
Response	Percentage												
Strongly Agree	75												
Agree	15												
Neutral	5												
Disagree	0												
Strongly Disagree	5												
<p>6. Local facilities (pub, school, hall, church, café, Oxford Preservation Trust land) are important to community life</p>	<p style="text-align: center;">All parish</p> <table border="1"> <thead> <tr> <th>Response</th> <th>Percentage</th> </tr> </thead> <tbody> <tr> <td>Strongly Agree</td> <td>75</td> </tr> <tr> <td>Agree</td> <td>20</td> </tr> <tr> <td>Neutral</td> <td>5</td> </tr> <tr> <td>Disagree</td> <td>0</td> </tr> <tr> <td>Strongly Disagree</td> <td>0</td> </tr> </tbody> </table>	Response	Percentage	Strongly Agree	75	Agree	20	Neutral	5	Disagree	0	Strongly Disagree	0
Response	Percentage												
Strongly Agree	75												
Agree	20												
Neutral	5												
Disagree	0												
Strongly Disagree	0												

Heritage & Character 3													
<p>7. The slower pace of life in the parish is something I value</p>	<p style="text-align: center;">All parish</p> <table border="1"> <caption>Data for Question 7: The slower pace of life in the parish is something I value</caption> <thead> <tr> <th>Response</th> <th>Count</th> </tr> </thead> <tbody> <tr> <td>Strongly Agree</td> <td>65</td> </tr> <tr> <td>Agree</td> <td>25</td> </tr> <tr> <td>Neutral</td> <td>2</td> </tr> <tr> <td>Disagree</td> <td>5</td> </tr> <tr> <td>Strongly Disagree</td> <td>0</td> </tr> </tbody> </table>	Response	Count	Strongly Agree	65	Agree	25	Neutral	2	Disagree	5	Strongly Disagree	0
Response	Count												
Strongly Agree	65												
Agree	25												
Neutral	2												
Disagree	5												
Strongly Disagree	0												
<p>8. The parish should preserve its distinct identity and avoid urbanisation</p>	<p style="text-align: center;">All parish</p> <table border="1"> <caption>Data for Question 8: The parish should preserve its distinct identity and avoid urbanisation</caption> <thead> <tr> <th>Response</th> <th>Count</th> </tr> </thead> <tbody> <tr> <td>Strongly Agree</td> <td>90</td> </tr> <tr> <td>Agree</td> <td>5</td> </tr> <tr> <td>Neutral</td> <td>5</td> </tr> <tr> <td>Disagree</td> <td>0</td> </tr> <tr> <td>Strongly Disagree</td> <td>0</td> </tr> </tbody> </table>	Response	Count	Strongly Agree	90	Agree	5	Neutral	5	Disagree	0	Strongly Disagree	0
Response	Count												
Strongly Agree	90												
Agree	5												
Neutral	5												
Disagree	0												
Strongly Disagree	0												
<p>9. New development should reflect the prevailing rural character of the parish</p>	<p style="text-align: center;">All parish</p> <table border="1"> <caption>Data for Question 9: New development should reflect the prevailing rural character of the parish</caption> <thead> <tr> <th>Response</th> <th>Count</th> </tr> </thead> <tbody> <tr> <td>Strongly Agree</td> <td>90</td> </tr> <tr> <td>Agree</td> <td>5</td> </tr> <tr> <td>Neutral</td> <td>0</td> </tr> <tr> <td>Disagree</td> <td>2</td> </tr> <tr> <td>Strongly Disagree</td> <td>0</td> </tr> </tbody> </table>	Response	Count	Strongly Agree	90	Agree	5	Neutral	0	Disagree	2	Strongly Disagree	0
Response	Count												
Strongly Agree	90												
Agree	5												
Neutral	0												
Disagree	2												
Strongly Disagree	0												
<p>10. Protecting the “green gaps” between villages and between the parish and Abingdon is important</p>	<p style="text-align: center;">All parish</p> <table border="1"> <caption>Data for Question 10: Protecting the “green gaps” between villages and between the parish and Abingdon is important</caption> <thead> <tr> <th>Response</th> <th>Count</th> </tr> </thead> <tbody> <tr> <td>Strongly Agree</td> <td>90</td> </tr> <tr> <td>Agree</td> <td>2</td> </tr> <tr> <td>Neutral</td> <td>2</td> </tr> <tr> <td>Disagree</td> <td>2</td> </tr> <tr> <td>Strongly Disagree</td> <td>0</td> </tr> </tbody> </table>	Response	Count	Strongly Agree	90	Agree	2	Neutral	2	Disagree	2	Strongly Disagree	0
Response	Count												
Strongly Agree	90												
Agree	2												
Neutral	2												
Disagree	2												
Strongly Disagree	0												

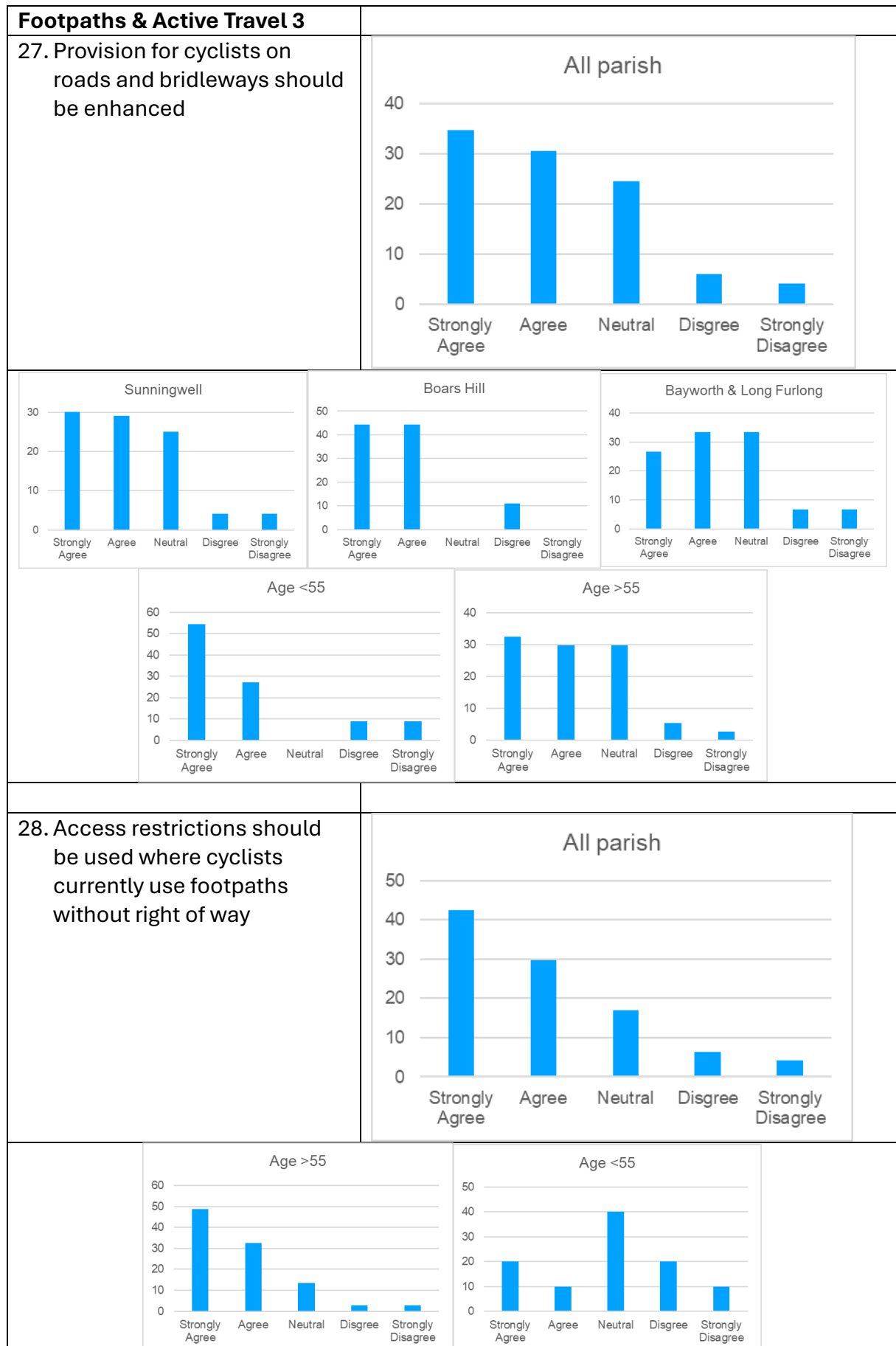
<p>Natural Environment, Biodiversity & Wildlife 1</p>																																						
<p>11. Woodland, hedgerows, ponds and wildlife habitats should be protected and restored</p>	<p style="text-align: center;">All parish</p> <table border="1"> <thead> <tr> <th>Response</th> <th>Percentage</th> </tr> </thead> <tbody> <tr> <td>Strongly Agree</td> <td>98</td> </tr> <tr> <td>Agree</td> <td>2</td> </tr> <tr> <td>Neutral</td> <td>0</td> </tr> <tr> <td>Disagree</td> <td>0</td> </tr> <tr> <td>Strongly Disagree</td> <td>0</td> </tr> </tbody> </table>			Response	Percentage	Strongly Agree	98	Agree	2	Neutral	0	Disagree	0	Strongly Disagree	0																							
Response	Percentage																																					
Strongly Agree	98																																					
Agree	2																																					
Neutral	0																																					
Disagree	0																																					
Strongly Disagree	0																																					
<p>12. The parish is doing enough to protect biodiversity and the natural environment</p>	<p style="text-align: center;">All parish</p> <table border="1"> <thead> <tr> <th>Response</th> <th>Percentage</th> </tr> </thead> <tbody> <tr> <td>Strongly Agree</td> <td>2</td> </tr> <tr> <td>Agree</td> <td>38</td> </tr> <tr> <td>Neutral</td> <td>45</td> </tr> <tr> <td>Disagree</td> <td>12</td> </tr> <tr> <td>Strongly Disagree</td> <td>2</td> </tr> </tbody> </table>			Response	Percentage	Strongly Agree	2	Agree	38	Neutral	45	Disagree	12	Strongly Disagree	2																							
Response	Percentage																																					
Strongly Agree	2																																					
Agree	38																																					
Neutral	45																																					
Disagree	12																																					
Strongly Disagree	2																																					
<p style="text-align: center;">Boars Hill</p> <table border="1"> <thead> <tr> <th>Response</th> <th>Percentage</th> </tr> </thead> <tbody> <tr> <td>Strongly Agree</td> <td>0</td> </tr> <tr> <td>Agree</td> <td>38</td> </tr> <tr> <td>Neutral</td> <td>50</td> </tr> <tr> <td>Disagree</td> <td>12</td> </tr> <tr> <td>Strongly Disagree</td> <td>0</td> </tr> </tbody> </table>	Response	Percentage	Strongly Agree	0	Agree	38	Neutral	50	Disagree	12	Strongly Disagree	0	<p style="text-align: center;">Sunningwell</p> <table border="1"> <thead> <tr> <th>Response</th> <th>Percentage</th> </tr> </thead> <tbody> <tr> <td>Strongly Agree</td> <td>5</td> </tr> <tr> <td>Agree</td> <td>55</td> </tr> <tr> <td>Neutral</td> <td>30</td> </tr> <tr> <td>Disagree</td> <td>12</td> </tr> <tr> <td>Strongly Disagree</td> <td>0</td> </tr> </tbody> </table>	Response	Percentage	Strongly Agree	5	Agree	55	Neutral	30	Disagree	12	Strongly Disagree	0	<p style="text-align: center;">Bayworth & Long Furlong</p> <table border="1"> <thead> <tr> <th>Response</th> <th>Percentage</th> </tr> </thead> <tbody> <tr> <td>Strongly Agree</td> <td>0</td> </tr> <tr> <td>Agree</td> <td>20</td> </tr> <tr> <td>Neutral</td> <td>68</td> </tr> <tr> <td>Disagree</td> <td>8</td> </tr> <tr> <td>Strongly Disagree</td> <td>8</td> </tr> </tbody> </table>	Response	Percentage	Strongly Agree	0	Agree	20	Neutral	68	Disagree	8	Strongly Disagree	8
Response	Percentage																																					
Strongly Agree	0																																					
Agree	38																																					
Neutral	50																																					
Disagree	12																																					
Strongly Disagree	0																																					
Response	Percentage																																					
Strongly Agree	5																																					
Agree	55																																					
Neutral	30																																					
Disagree	12																																					
Strongly Disagree	0																																					
Response	Percentage																																					
Strongly Agree	0																																					
Agree	20																																					
Neutral	68																																					
Disagree	8																																					
Strongly Disagree	8																																					
<p>13. More should be done to improve habitats for wildlife across the parish</p>	<p style="text-align: center;">All parish</p> <table border="1"> <thead> <tr> <th>Response</th> <th>Percentage</th> </tr> </thead> <tbody> <tr> <td>Strongly Agree</td> <td>38</td> </tr> <tr> <td>Agree</td> <td>48</td> </tr> <tr> <td>Neutral</td> <td>14</td> </tr> <tr> <td>Disagree</td> <td>0</td> </tr> <tr> <td>Strongly Disagree</td> <td>0</td> </tr> </tbody> </table>			Response	Percentage	Strongly Agree	38	Agree	48	Neutral	14	Disagree	0	Strongly Disagree	0																							
Response	Percentage																																					
Strongly Agree	38																																					
Agree	48																																					
Neutral	14																																					
Disagree	0																																					
Strongly Disagree	0																																					

Natural Environment, Biodiversity & Wildlife 2																									
<p>14. Residents' gardens play an important role in supporting local biodiversity</p>	<p style="text-align: center;">All parish</p> <table border="1"> <caption>Data for Question 14: All parish</caption> <thead> <tr> <th>Response</th> <th>Percentage</th> </tr> </thead> <tbody> <tr> <td>Strongly Agree</td> <td>45</td> </tr> <tr> <td>Agree</td> <td>50</td> </tr> <tr> <td>Neutral</td> <td>5</td> </tr> <tr> <td>Disagree</td> <td>0</td> </tr> <tr> <td>Strongly Disagree</td> <td>0</td> </tr> </tbody> </table>	Response	Percentage	Strongly Agree	45	Agree	50	Neutral	5	Disagree	0	Strongly Disagree	0												
Response	Percentage																								
Strongly Agree	45																								
Agree	50																								
Neutral	5																								
Disagree	0																								
Strongly Disagree	0																								
<p>15. Flooding is a concern in parts of the parish</p>	<p style="text-align: center;">All parish</p> <table border="1"> <caption>Data for Question 15: All parish</caption> <thead> <tr> <th>Response</th> <th>Percentage</th> </tr> </thead> <tbody> <tr> <td>Strongly Agree</td> <td>48</td> </tr> <tr> <td>Agree</td> <td>35</td> </tr> <tr> <td>Neutral</td> <td>12</td> </tr> <tr> <td>Disagree</td> <td>2</td> </tr> <tr> <td>Strongly Disagree</td> <td>2</td> </tr> </tbody> </table>	Response	Percentage	Strongly Agree	48	Agree	35	Neutral	12	Disagree	2	Strongly Disagree	2												
Response	Percentage																								
Strongly Agree	48																								
Agree	35																								
Neutral	12																								
Disagree	2																								
Strongly Disagree	2																								
<p style="text-align: center;">Sunningwell</p> <table border="1"> <caption>Data for Question 15: Sunningwell</caption> <thead> <tr> <th>Response</th> <th>Percentage</th> </tr> </thead> <tbody> <tr> <td>Strongly Agree</td> <td>58</td> </tr> <tr> <td>Agree</td> <td>38</td> </tr> <tr> <td>Neutral</td> <td>2</td> </tr> <tr> <td>Disagree</td> <td>0</td> </tr> <tr> <td>Strongly Disagree</td> <td>0</td> </tr> </tbody> </table>	Response	Percentage	Strongly Agree	58	Agree	38	Neutral	2	Disagree	0	Strongly Disagree	0	<p style="text-align: center;">Boars Hill</p> <table border="1"> <caption>Data for Question 15: Boars Hill</caption> <thead> <tr> <th>Response</th> <th>Percentage</th> </tr> </thead> <tbody> <tr> <td>Strongly Agree</td> <td>28</td> </tr> <tr> <td>Agree</td> <td>28</td> </tr> <tr> <td>Neutral</td> <td>14</td> </tr> <tr> <td>Disagree</td> <td>14</td> </tr> <tr> <td>Strongly Disagree</td> <td>14</td> </tr> </tbody> </table>	Response	Percentage	Strongly Agree	28	Agree	28	Neutral	14	Disagree	14	Strongly Disagree	14
Response	Percentage																								
Strongly Agree	58																								
Agree	38																								
Neutral	2																								
Disagree	0																								
Strongly Disagree	0																								
Response	Percentage																								
Strongly Agree	28																								
Agree	28																								
Neutral	14																								
Disagree	14																								
Strongly Disagree	14																								
<p>16. Poor drainage, blocked ditches, or lack of maintenance contribute to flooding issues</p>	<p style="text-align: center;">All parish</p> <table border="1"> <caption>Data for Question 16: All parish</caption> <thead> <tr> <th>Response</th> <th>Percentage</th> </tr> </thead> <tbody> <tr> <td>Strongly Agree</td> <td>52</td> </tr> <tr> <td>Agree</td> <td>30</td> </tr> <tr> <td>Neutral</td> <td>12</td> </tr> <tr> <td>Disagree</td> <td>3</td> </tr> <tr> <td>Strongly Disagree</td> <td>0</td> </tr> </tbody> </table>	Response	Percentage	Strongly Agree	52	Agree	30	Neutral	12	Disagree	3	Strongly Disagree	0												
Response	Percentage																								
Strongly Agree	52																								
Agree	30																								
Neutral	12																								
Disagree	3																								
Strongly Disagree	0																								
<p style="text-align: center;">Sunningwell</p> <table border="1"> <caption>Data for Question 16: Sunningwell</caption> <thead> <tr> <th>Response</th> <th>Percentage</th> </tr> </thead> <tbody> <tr> <td>Strongly Agree</td> <td>68</td> </tr> <tr> <td>Agree</td> <td>28</td> </tr> <tr> <td>Neutral</td> <td>0</td> </tr> <tr> <td>Disagree</td> <td>0</td> </tr> <tr> <td>Strongly Disagree</td> <td>0</td> </tr> </tbody> </table>	Response	Percentage	Strongly Agree	68	Agree	28	Neutral	0	Disagree	0	Strongly Disagree	0	<p style="text-align: center;">Boars Hill</p> <table border="1"> <caption>Data for Question 16: Boars Hill</caption> <thead> <tr> <th>Response</th> <th>Percentage</th> </tr> </thead> <tbody> <tr> <td>Strongly Agree</td> <td>28</td> </tr> <tr> <td>Agree</td> <td>28</td> </tr> <tr> <td>Neutral</td> <td>14</td> </tr> <tr> <td>Disagree</td> <td>28</td> </tr> <tr> <td>Strongly Disagree</td> <td>0</td> </tr> </tbody> </table>	Response	Percentage	Strongly Agree	28	Agree	28	Neutral	14	Disagree	28	Strongly Disagree	0
Response	Percentage																								
Strongly Agree	68																								
Agree	28																								
Neutral	0																								
Disagree	0																								
Strongly Disagree	0																								
Response	Percentage																								
Strongly Agree	28																								
Agree	28																								
Neutral	14																								
Disagree	28																								
Strongly Disagree	0																								

Natural Environment, Biodiversity and Wildlife 3														
17. Climate change is increasing the risk of flooding	<table border="1"> <caption>All parish</caption> <thead> <tr> <th>Response</th> <th>Percentage</th> </tr> </thead> <tbody> <tr> <td>Strongly Agree</td> <td>48</td> </tr> <tr> <td>Agree</td> <td>30</td> </tr> <tr> <td>Neutral</td> <td>15</td> </tr> <tr> <td>Disagree</td> <td>5</td> </tr> <tr> <td>Strongly Disagree</td> <td>4</td> </tr> </tbody> </table>	Response	Percentage	Strongly Agree	48	Agree	30	Neutral	15	Disagree	5	Strongly Disagree	4	
Response	Percentage													
Strongly Agree	48													
Agree	30													
Neutral	15													
Disagree	5													
Strongly Disagree	4													
18. New development should not worsen drainage of flood risk	<table border="1"> <caption>All parish</caption> <thead> <tr> <th>Response</th> <th>Percentage</th> </tr> </thead> <tbody> <tr> <td>Strongly Agree</td> <td>90</td> </tr> <tr> <td>Agree</td> <td>10</td> </tr> <tr> <td>Neutral</td> <td>2</td> </tr> <tr> <td>Disagree</td> <td>0</td> </tr> <tr> <td>Strongly Disagree</td> <td>0</td> </tr> </tbody> </table>	Response	Percentage	Strongly Agree	90	Agree	10	Neutral	2	Disagree	0	Strongly Disagree	0	
Response	Percentage													
Strongly Agree	90													
Agree	10													
Neutral	2													
Disagree	0													
Strongly Disagree	0													
19. The parish council should encourage community involvement in local environmental projects	<table border="1"> <caption>All parish</caption> <thead> <tr> <th>Response</th> <th>Percentage</th> </tr> </thead> <tbody> <tr> <td>Strongly Agree</td> <td>58</td> </tr> <tr> <td>Agree</td> <td>38</td> </tr> <tr> <td>Neutral</td> <td>4</td> </tr> <tr> <td>Disagree</td> <td>0</td> </tr> <tr> <td>Strongly Disagree</td> <td>0</td> </tr> </tbody> </table>	Response	Percentage	Strongly Agree	58	Agree	38	Neutral	4	Disagree	0	Strongly Disagree	0	
Response	Percentage													
Strongly Agree	58													
Agree	38													
Neutral	4													
Disagree	0													
Strongly Disagree	0													
20. Protecting the natural environment should take priority over housing development	<table border="1"> <caption>All parish</caption> <thead> <tr> <th>Response</th> <th>Percentage</th> </tr> </thead> <tbody> <tr> <td>Strongly Agree</td> <td>75</td> </tr> <tr> <td>Agree</td> <td>18</td> </tr> <tr> <td>Neutral</td> <td>5</td> </tr> <tr> <td>Disagree</td> <td>0</td> </tr> <tr> <td>Strongly Disagree</td> <td>0</td> </tr> </tbody> </table>	Response	Percentage	Strongly Agree	75	Agree	18	Neutral	5	Disagree	0	Strongly Disagree	0	
Response	Percentage													
Strongly Agree	75													
Agree	18													
Neutral	5													
Disagree	0													
Strongly Disagree	0													

Footpaths & Active Travel 1																																						
<p>21. Commonly used but unregistered footpaths should be designated as public rights of way</p>	<p style="text-align: center;">All parish</p> <table border="1"> <caption>Data for Item 21: All parish</caption> <thead> <tr> <th>Response</th> <th>Count</th> </tr> </thead> <tbody> <tr> <td>Strongly Agree</td> <td>60</td> </tr> <tr> <td>Agree</td> <td>22</td> </tr> <tr> <td>Neutral</td> <td>12</td> </tr> <tr> <td>Disagree</td> <td>6</td> </tr> <tr> <td>Strongly Disagree</td> <td>0</td> </tr> </tbody> </table>	Response	Count	Strongly Agree	60	Agree	22	Neutral	12	Disagree	6	Strongly Disagree	0																									
Response	Count																																					
Strongly Agree	60																																					
Agree	22																																					
Neutral	12																																					
Disagree	6																																					
Strongly Disagree	0																																					
<p>22. Walkways connecting Bayworth Sunningwell and Long Furlong</p>	<p style="text-align: center;">All parish</p> <table border="1"> <caption>Data for Item 22: All parish</caption> <thead> <tr> <th>Response</th> <th>Count</th> </tr> </thead> <tbody> <tr> <td>Strongly Agree</td> <td>37</td> </tr> <tr> <td>Agree</td> <td>30</td> </tr> <tr> <td>Neutral</td> <td>27</td> </tr> <tr> <td>Disagree</td> <td>2</td> </tr> <tr> <td>Strongly Disagree</td> <td>4</td> </tr> </tbody> </table>	Response	Count	Strongly Agree	37	Agree	30	Neutral	27	Disagree	2	Strongly Disagree	4																									
Response	Count																																					
Strongly Agree	37																																					
Agree	30																																					
Neutral	27																																					
Disagree	2																																					
Strongly Disagree	4																																					
<p style="text-align: center;">Sunningwell</p> <table border="1"> <caption>Data for Item 22: Sunningwell</caption> <thead> <tr> <th>Response</th> <th>Count</th> </tr> </thead> <tbody> <tr> <td>Strongly Agree</td> <td>38</td> </tr> <tr> <td>Agree</td> <td>42</td> </tr> <tr> <td>Neutral</td> <td>17</td> </tr> <tr> <td>Disagree</td> <td>0</td> </tr> <tr> <td>Strongly Disagree</td> <td>4</td> </tr> </tbody> </table>	Response	Count	Strongly Agree	38	Agree	42	Neutral	17	Disagree	0	Strongly Disagree	4	<p style="text-align: center;">Boars Hill</p> <table border="1"> <caption>Data for Item 22: Boars Hill</caption> <thead> <tr> <th>Response</th> <th>Count</th> </tr> </thead> <tbody> <tr> <td>Strongly Agree</td> <td>45</td> </tr> <tr> <td>Agree</td> <td>11</td> </tr> <tr> <td>Neutral</td> <td>33</td> </tr> <tr> <td>Disagree</td> <td>11</td> </tr> <tr> <td>Strongly Disagree</td> <td>0</td> </tr> </tbody> </table>	Response	Count	Strongly Agree	45	Agree	11	Neutral	33	Disagree	11	Strongly Disagree	0	<p style="text-align: center;">Bayworth & Long Furlong</p> <table border="1"> <caption>Data for Item 22: Bayworth & Long Furlong</caption> <thead> <tr> <th>Response</th> <th>Count</th> </tr> </thead> <tbody> <tr> <td>Strongly Agree</td> <td>31</td> </tr> <tr> <td>Agree</td> <td>25</td> </tr> <tr> <td>Neutral</td> <td>38</td> </tr> <tr> <td>Disagree</td> <td>0</td> </tr> <tr> <td>Strongly Disagree</td> <td>5</td> </tr> </tbody> </table>	Response	Count	Strongly Agree	31	Agree	25	Neutral	38	Disagree	0	Strongly Disagree	5
Response	Count																																					
Strongly Agree	38																																					
Agree	42																																					
Neutral	17																																					
Disagree	0																																					
Strongly Disagree	4																																					
Response	Count																																					
Strongly Agree	45																																					
Agree	11																																					
Neutral	33																																					
Disagree	11																																					
Strongly Disagree	0																																					
Response	Count																																					
Strongly Agree	31																																					
Agree	25																																					
Neutral	38																																					
Disagree	0																																					
Strongly Disagree	5																																					
<p>23. Footpaths should be improved so they remain useable year-round, including winter</p>	<p style="text-align: center;">All parish</p> <table border="1"> <caption>Data for Item 23: All parish</caption> <thead> <tr> <th>Response</th> <th>Count</th> </tr> </thead> <tbody> <tr> <td>Strongly Agree</td> <td>62</td> </tr> <tr> <td>Agree</td> <td>22</td> </tr> <tr> <td>Neutral</td> <td>10</td> </tr> <tr> <td>Disagree</td> <td>4</td> </tr> <tr> <td>Strongly Disagree</td> <td>2</td> </tr> </tbody> </table>	Response	Count	Strongly Agree	62	Agree	22	Neutral	10	Disagree	4	Strongly Disagree	2																									
Response	Count																																					
Strongly Agree	62																																					
Agree	22																																					
Neutral	10																																					
Disagree	4																																					
Strongly Disagree	2																																					

Footpaths & Active Travel 2																																						
<p>24. Better signage and maps would encourage greater use of local footpaths</p>	<p style="text-align: center;">All parish</p> <table border="1"> <caption>Data for Question 24: All parish</caption> <thead> <tr> <th>Response</th> <th>Count</th> </tr> </thead> <tbody> <tr> <td>Strongly Agree</td> <td>46</td> </tr> <tr> <td>Agree</td> <td>28</td> </tr> <tr> <td>Neutral</td> <td>20</td> </tr> <tr> <td>Disagree</td> <td>0</td> </tr> <tr> <td>Strongly Disagree</td> <td>4</td> </tr> </tbody> </table>	Response	Count	Strongly Agree	46	Agree	28	Neutral	20	Disagree	0	Strongly Disagree	4																									
Response	Count																																					
Strongly Agree	46																																					
Agree	28																																					
Neutral	20																																					
Disagree	0																																					
Strongly Disagree	4																																					
<p>25. More amenities (eg dog waste bins, foot scrapers) should be provided on footpaths</p>	<p style="text-align: center;">All parish</p> <table border="1"> <caption>Data for Question 25: All parish</caption> <thead> <tr> <th>Response</th> <th>Count</th> </tr> </thead> <tbody> <tr> <td>Strongly Agree</td> <td>18</td> </tr> <tr> <td>Agree</td> <td>32</td> </tr> <tr> <td>Neutral</td> <td>32</td> </tr> <tr> <td>Disagree</td> <td>10</td> </tr> <tr> <td>Strongly Disagree</td> <td>6</td> </tr> </tbody> </table>	Response	Count	Strongly Agree	18	Agree	32	Neutral	32	Disagree	10	Strongly Disagree	6																									
Response	Count																																					
Strongly Agree	18																																					
Agree	32																																					
Neutral	32																																					
Disagree	10																																					
Strongly Disagree	6																																					
<p style="text-align: center;">Sunningwell</p> <table border="1"> <caption>Data for Question 24: Sunningwell</caption> <thead> <tr> <th>Response</th> <th>Count</th> </tr> </thead> <tbody> <tr> <td>Strongly Agree</td> <td>28</td> </tr> <tr> <td>Agree</td> <td>25</td> </tr> <tr> <td>Neutral</td> <td>25</td> </tr> <tr> <td>Disagree</td> <td>17</td> </tr> <tr> <td>Strongly Disagree</td> <td>5</td> </tr> </tbody> </table>	Response	Count	Strongly Agree	28	Agree	25	Neutral	25	Disagree	17	Strongly Disagree	5	<p style="text-align: center;">Boars Hill</p> <table border="1"> <caption>Data for Question 24: Boars Hill</caption> <thead> <tr> <th>Response</th> <th>Count</th> </tr> </thead> <tbody> <tr> <td>Strongly Agree</td> <td>10</td> </tr> <tr> <td>Agree</td> <td>55</td> </tr> <tr> <td>Neutral</td> <td>20</td> </tr> <tr> <td>Disagree</td> <td>0</td> </tr> <tr> <td>Strongly Disagree</td> <td>10</td> </tr> </tbody> </table>	Response	Count	Strongly Agree	10	Agree	55	Neutral	20	Disagree	0	Strongly Disagree	10	<p style="text-align: center;">Bayworth & Long Furlong</p> <table border="1"> <caption>Data for Question 24: Bayworth & Long Furlong</caption> <thead> <tr> <th>Response</th> <th>Count</th> </tr> </thead> <tbody> <tr> <td>Strongly Agree</td> <td>32</td> </tr> <tr> <td>Agree</td> <td>35</td> </tr> <tr> <td>Neutral</td> <td>52</td> </tr> <tr> <td>Disagree</td> <td>15</td> </tr> <tr> <td>Strongly Disagree</td> <td>5</td> </tr> </tbody> </table>	Response	Count	Strongly Agree	32	Agree	35	Neutral	52	Disagree	15	Strongly Disagree	5
Response	Count																																					
Strongly Agree	28																																					
Agree	25																																					
Neutral	25																																					
Disagree	17																																					
Strongly Disagree	5																																					
Response	Count																																					
Strongly Agree	10																																					
Agree	55																																					
Neutral	20																																					
Disagree	0																																					
Strongly Disagree	10																																					
Response	Count																																					
Strongly Agree	32																																					
Agree	35																																					
Neutral	52																																					
Disagree	15																																					
Strongly Disagree	5																																					
<p>26. Connectivity to nearby population centres (eg Abingdon) should be improved</p>	<p style="text-align: center;">All parish</p> <table border="1"> <caption>Data for Question 26: All parish</caption> <thead> <tr> <th>Response</th> <th>Count</th> </tr> </thead> <tbody> <tr> <td>Strongly Agree</td> <td>28</td> </tr> <tr> <td>Agree</td> <td>30</td> </tr> <tr> <td>Neutral</td> <td>25</td> </tr> <tr> <td>Disagree</td> <td>8</td> </tr> <tr> <td>Strongly Disagree</td> <td>8</td> </tr> </tbody> </table>	Response	Count	Strongly Agree	28	Agree	30	Neutral	25	Disagree	8	Strongly Disagree	8																									
Response	Count																																					
Strongly Agree	28																																					
Agree	30																																					
Neutral	25																																					
Disagree	8																																					
Strongly Disagree	8																																					
<p style="text-align: center;">Boars Hill</p> <table border="1"> <caption>Data for Question 26: Boars Hill</caption> <thead> <tr> <th>Response</th> <th>Count</th> </tr> </thead> <tbody> <tr> <td>Strongly Agree</td> <td>10</td> </tr> <tr> <td>Agree</td> <td>55</td> </tr> <tr> <td>Neutral</td> <td>20</td> </tr> <tr> <td>Disagree</td> <td>0</td> </tr> <tr> <td>Strongly Disagree</td> <td>10</td> </tr> </tbody> </table>	Response	Count	Strongly Agree	10	Agree	55	Neutral	20	Disagree	0	Strongly Disagree	10	<p style="text-align: center;">Sunningwell</p> <table border="1"> <caption>Data for Question 26: Sunningwell</caption> <thead> <tr> <th>Response</th> <th>Count</th> </tr> </thead> <tbody> <tr> <td>Strongly Agree</td> <td>28</td> </tr> <tr> <td>Agree</td> <td>25</td> </tr> <tr> <td>Neutral</td> <td>25</td> </tr> <tr> <td>Disagree</td> <td>17</td> </tr> <tr> <td>Strongly Disagree</td> <td>5</td> </tr> </tbody> </table>	Response	Count	Strongly Agree	28	Agree	25	Neutral	25	Disagree	17	Strongly Disagree	5	<p style="text-align: center;">Bayworth & Long Furlong</p> <table border="1"> <caption>Data for Question 26: Bayworth & Long Furlong</caption> <thead> <tr> <th>Response</th> <th>Count</th> </tr> </thead> <tbody> <tr> <td>Strongly Agree</td> <td>32</td> </tr> <tr> <td>Agree</td> <td>35</td> </tr> <tr> <td>Neutral</td> <td>45</td> </tr> <tr> <td>Disagree</td> <td>15</td> </tr> <tr> <td>Strongly Disagree</td> <td>5</td> </tr> </tbody> </table>	Response	Count	Strongly Agree	32	Agree	35	Neutral	45	Disagree	15	Strongly Disagree	5
Response	Count																																					
Strongly Agree	10																																					
Agree	55																																					
Neutral	20																																					
Disagree	0																																					
Strongly Disagree	10																																					
Response	Count																																					
Strongly Agree	28																																					
Agree	25																																					
Neutral	25																																					
Disagree	17																																					
Strongly Disagree	5																																					
Response	Count																																					
Strongly Agree	32																																					
Agree	35																																					
Neutral	45																																					
Disagree	15																																					
Strongly Disagree	5																																					



Footpaths & Active Travel 4																									
<p>29. Safe pedestrian and cycle routes between the villages should be prioritised</p>	<p style="text-align: center;">All parish</p> <table border="1"> <caption>Data for Item 29 - All parish</caption> <thead> <tr> <th>Response</th> <th>Percentage</th> </tr> </thead> <tbody> <tr> <td>Strongly Agree</td> <td>45</td> </tr> <tr> <td>Agree</td> <td>32</td> </tr> <tr> <td>Neutral</td> <td>17</td> </tr> <tr> <td>Disagree</td> <td>2</td> </tr> <tr> <td>Strongly Disagree</td> <td>4</td> </tr> </tbody> </table>	Response	Percentage	Strongly Agree	45	Agree	32	Neutral	17	Disagree	2	Strongly Disagree	4												
Response	Percentage																								
Strongly Agree	45																								
Agree	32																								
Neutral	17																								
Disagree	2																								
Strongly Disagree	4																								
<p style="text-align: center;">Age >55</p> <table border="1"> <caption>Data for Item 29 - Age >55</caption> <thead> <tr> <th>Response</th> <th>Percentage</th> </tr> </thead> <tbody> <tr> <td>Strongly Agree</td> <td>45</td> </tr> <tr> <td>Agree</td> <td>33</td> </tr> <tr> <td>Neutral</td> <td>20</td> </tr> <tr> <td>Disagree</td> <td>0</td> </tr> <tr> <td>Strongly Disagree</td> <td>2</td> </tr> </tbody> </table>	Response	Percentage	Strongly Agree	45	Agree	33	Neutral	20	Disagree	0	Strongly Disagree	2	<p style="text-align: center;">Age <55</p> <table border="1"> <caption>Data for Item 29 - Age <55</caption> <thead> <tr> <th>Response</th> <th>Percentage</th> </tr> </thead> <tbody> <tr> <td>Strongly Agree</td> <td>60</td> </tr> <tr> <td>Agree</td> <td>10</td> </tr> <tr> <td>Neutral</td> <td>10</td> </tr> <tr> <td>Disagree</td> <td>10</td> </tr> <tr> <td>Strongly Disagree</td> <td>10</td> </tr> </tbody> </table>	Response	Percentage	Strongly Agree	60	Agree	10	Neutral	10	Disagree	10	Strongly Disagree	10
Response	Percentage																								
Strongly Agree	45																								
Agree	33																								
Neutral	20																								
Disagree	0																								
Strongly Disagree	2																								
Response	Percentage																								
Strongly Agree	60																								
Agree	10																								
Neutral	10																								
Disagree	10																								
Strongly Disagree	10																								
<p>30. Improving walking and cycling routes would encourage more residents to walk or cycle locally</p>	<p style="text-align: center;">All parish</p> <table border="1"> <caption>Data for Item 30 - All parish</caption> <thead> <tr> <th>Response</th> <th>Percentage</th> </tr> </thead> <tbody> <tr> <td>Strongly Agree</td> <td>48</td> </tr> <tr> <td>Agree</td> <td>34</td> </tr> <tr> <td>Neutral</td> <td>8</td> </tr> <tr> <td>Disagree</td> <td>4</td> </tr> <tr> <td>Strongly Disagree</td> <td>4</td> </tr> </tbody> </table>	Response	Percentage	Strongly Agree	48	Agree	34	Neutral	8	Disagree	4	Strongly Disagree	4												
Response	Percentage																								
Strongly Agree	48																								
Agree	34																								
Neutral	8																								
Disagree	4																								
Strongly Disagree	4																								

Planning 1																																						
<p>31. Any new development should reflect the rural character of the parish in style, materials and density</p>	<p style="text-align: center;">All parish</p> <table border="1"> <caption>Data for Question 31: All parish</caption> <thead> <tr> <th>Response</th> <th>Percentage</th> </tr> </thead> <tbody> <tr> <td>Strongly Agree</td> <td>85</td> </tr> <tr> <td>Agree</td> <td>12</td> </tr> <tr> <td>Neutral</td> <td>2</td> </tr> <tr> <td>Disagree</td> <td>0</td> </tr> <tr> <td>Strongly Disagree</td> <td>0</td> </tr> </tbody> </table>	Response	Percentage	Strongly Agree	85	Agree	12	Neutral	2	Disagree	0	Strongly Disagree	0																									
Response	Percentage																																					
Strongly Agree	85																																					
Agree	12																																					
Neutral	2																																					
Disagree	0																																					
Strongly Disagree	0																																					
<p>32. Development should be focused within existing settlements</p>	<p style="text-align: center;">All parish</p> <table border="1"> <caption>Data for Question 32: All parish</caption> <thead> <tr> <th>Response</th> <th>Percentage</th> </tr> </thead> <tbody> <tr> <td>Strongly Agree</td> <td>80</td> </tr> <tr> <td>Agree</td> <td>8</td> </tr> <tr> <td>Neutral</td> <td>6</td> </tr> <tr> <td>Disagree</td> <td>0</td> </tr> <tr> <td>Strongly Disagree</td> <td>3</td> </tr> </tbody> </table>	Response	Percentage	Strongly Agree	80	Agree	8	Neutral	6	Disagree	0	Strongly Disagree	3																									
Response	Percentage																																					
Strongly Agree	80																																					
Agree	8																																					
Neutral	6																																					
Disagree	0																																					
Strongly Disagree	3																																					
<p>33. Small-scale development (eg 1-10 homes) on one or two sites could be acceptable if it brings community benefits</p>	<p style="text-align: center;">All parish</p> <table border="1"> <caption>Data for Question 33: All parish</caption> <thead> <tr> <th>Response</th> <th>Percentage</th> </tr> </thead> <tbody> <tr> <td>Strongly Agree</td> <td>18</td> </tr> <tr> <td>Agree</td> <td>28</td> </tr> <tr> <td>Neutral</td> <td>20</td> </tr> <tr> <td>Disagree</td> <td>16</td> </tr> <tr> <td>Strongly Disagree</td> <td>16</td> </tr> </tbody> </table>	Response	Percentage	Strongly Agree	18	Agree	28	Neutral	20	Disagree	16	Strongly Disagree	16																									
Response	Percentage																																					
Strongly Agree	18																																					
Agree	28																																					
Neutral	20																																					
Disagree	16																																					
Strongly Disagree	16																																					
<p style="text-align: center;">Bayworth</p> <table border="1"> <caption>Data for Question 33: Bayworth</caption> <thead> <tr> <th>Response</th> <th>Percentage</th> </tr> </thead> <tbody> <tr> <td>Strongly Agree</td> <td>12</td> </tr> <tr> <td>Agree</td> <td>18</td> </tr> <tr> <td>Neutral</td> <td>23</td> </tr> <tr> <td>Disagree</td> <td>23</td> </tr> <tr> <td>Strongly Disagree</td> <td>23</td> </tr> </tbody> </table>	Response	Percentage	Strongly Agree	12	Agree	18	Neutral	23	Disagree	23	Strongly Disagree	23	<p style="text-align: center;">Boars Hill</p> <table border="1"> <caption>Data for Question 33: Boars Hill</caption> <thead> <tr> <th>Response</th> <th>Percentage</th> </tr> </thead> <tbody> <tr> <td>Strongly Agree</td> <td>12</td> </tr> <tr> <td>Agree</td> <td>12</td> </tr> <tr> <td>Neutral</td> <td>48</td> </tr> <tr> <td>Disagree</td> <td>0</td> </tr> <tr> <td>Strongly Disagree</td> <td>23</td> </tr> </tbody> </table>	Response	Percentage	Strongly Agree	12	Agree	12	Neutral	48	Disagree	0	Strongly Disagree	23	<p style="text-align: center;">Sunningwell</p> <table border="1"> <caption>Data for Question 33: Sunningwell</caption> <thead> <tr> <th>Response</th> <th>Percentage</th> </tr> </thead> <tbody> <tr> <td>Strongly Agree</td> <td>15</td> </tr> <tr> <td>Agree</td> <td>40</td> </tr> <tr> <td>Neutral</td> <td>8</td> </tr> <tr> <td>Disagree</td> <td>20</td> </tr> <tr> <td>Strongly Disagree</td> <td>12</td> </tr> </tbody> </table>	Response	Percentage	Strongly Agree	15	Agree	40	Neutral	8	Disagree	20	Strongly Disagree	12
Response	Percentage																																					
Strongly Agree	12																																					
Agree	18																																					
Neutral	23																																					
Disagree	23																																					
Strongly Disagree	23																																					
Response	Percentage																																					
Strongly Agree	12																																					
Agree	12																																					
Neutral	48																																					
Disagree	0																																					
Strongly Disagree	23																																					
Response	Percentage																																					
Strongly Agree	15																																					
Agree	40																																					
Neutral	8																																					
Disagree	20																																					
Strongly Disagree	12																																					

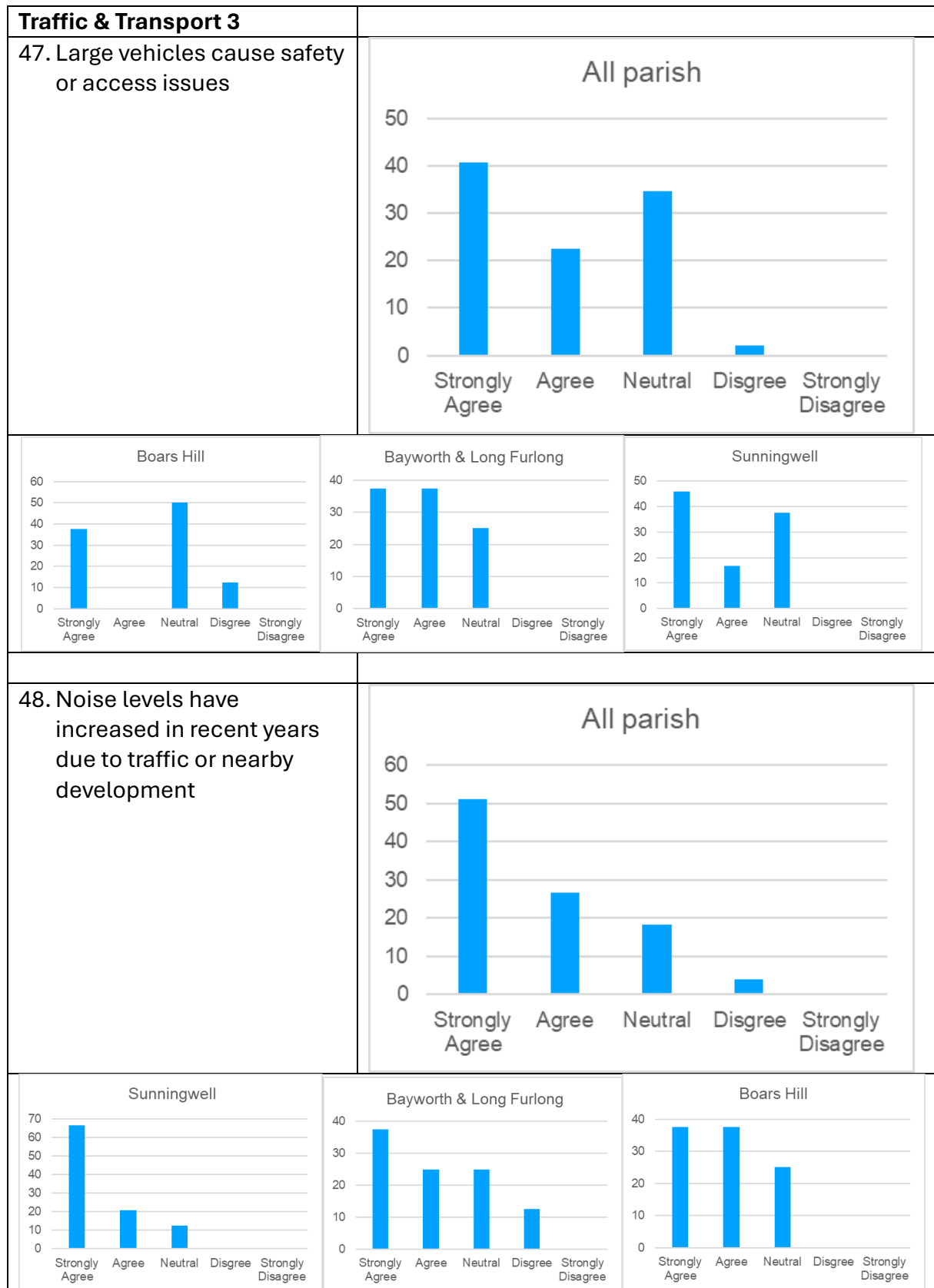
<p>Planning 2</p> <p>34. Larger-scale development could be acceptable if it delivers new facilities (eg shop, bus service)</p>	<p style="text-align: center;">All parish</p> <table border="1"> <thead> <tr> <th>Response</th> <th>Percentage</th> </tr> </thead> <tbody> <tr> <td>Strongly Agree</td> <td>4</td> </tr> <tr> <td>Agree</td> <td>6</td> </tr> <tr> <td>Neutral</td> <td>16</td> </tr> <tr> <td>Disagree</td> <td>22</td> </tr> <tr> <td>Strongly Disagree</td> <td>50</td> </tr> </tbody> </table>	Response	Percentage	Strongly Agree	4	Agree	6	Neutral	16	Disagree	22	Strongly Disagree	50																									
Response	Percentage																																					
Strongly Agree	4																																					
Agree	6																																					
Neutral	16																																					
Disagree	22																																					
Strongly Disagree	50																																					
<p>35. Affordable housing for local people should be prioritised</p>	<p style="text-align: center;">All parish</p> <table border="1"> <thead> <tr> <th>Response</th> <th>Percentage</th> </tr> </thead> <tbody> <tr> <td>Strongly Agree</td> <td>14</td> </tr> <tr> <td>Agree</td> <td>18</td> </tr> <tr> <td>Neutral</td> <td>44</td> </tr> <tr> <td>Disagree</td> <td>6</td> </tr> <tr> <td>Strongly Disagree</td> <td>16</td> </tr> </tbody> </table>	Response	Percentage	Strongly Agree	14	Agree	18	Neutral	44	Disagree	6	Strongly Disagree	16																									
Response	Percentage																																					
Strongly Agree	14																																					
Agree	18																																					
Neutral	44																																					
Disagree	6																																					
Strongly Disagree	16																																					
<p style="text-align: center;">Bayworth</p> <table border="1"> <thead> <tr> <th>Response</th> <th>Percentage</th> </tr> </thead> <tbody> <tr> <td>Strongly Agree</td> <td>12</td> </tr> <tr> <td>Agree</td> <td>12</td> </tr> <tr> <td>Neutral</td> <td>52</td> </tr> <tr> <td>Disagree</td> <td>18</td> </tr> <tr> <td>Strongly Disagree</td> <td>0</td> </tr> </tbody> </table>	Response	Percentage	Strongly Agree	12	Agree	12	Neutral	52	Disagree	18	Strongly Disagree	0	<p style="text-align: center;">Boars Hill</p> <table border="1"> <thead> <tr> <th>Response</th> <th>Percentage</th> </tr> </thead> <tbody> <tr> <td>Strongly Agree</td> <td>12</td> </tr> <tr> <td>Agree</td> <td>24</td> </tr> <tr> <td>Neutral</td> <td>36</td> </tr> <tr> <td>Disagree</td> <td>0</td> </tr> <tr> <td>Strongly Disagree</td> <td>24</td> </tr> </tbody> </table>	Response	Percentage	Strongly Agree	12	Agree	24	Neutral	36	Disagree	0	Strongly Disagree	24	<p style="text-align: center;">Sunningwell</p> <table border="1"> <thead> <tr> <th>Response</th> <th>Percentage</th> </tr> </thead> <tbody> <tr> <td>Strongly Agree</td> <td>12</td> </tr> <tr> <td>Agree</td> <td>20</td> </tr> <tr> <td>Neutral</td> <td>36</td> </tr> <tr> <td>Disagree</td> <td>4</td> </tr> <tr> <td>Strongly Disagree</td> <td>24</td> </tr> </tbody> </table>	Response	Percentage	Strongly Agree	12	Agree	20	Neutral	36	Disagree	4	Strongly Disagree	24
Response	Percentage																																					
Strongly Agree	12																																					
Agree	12																																					
Neutral	52																																					
Disagree	18																																					
Strongly Disagree	0																																					
Response	Percentage																																					
Strongly Agree	12																																					
Agree	24																																					
Neutral	36																																					
Disagree	0																																					
Strongly Disagree	24																																					
Response	Percentage																																					
Strongly Agree	12																																					
Agree	20																																					
Neutral	36																																					
Disagree	4																																					
Strongly Disagree	24																																					
<p>36. Homes for young families should be encouraged to support community sustainability</p>	<p style="text-align: center;">All parish</p> <table border="1"> <thead> <tr> <th>Response</th> <th>Percentage</th> </tr> </thead> <tbody> <tr> <td>Strongly Agree</td> <td>20</td> </tr> <tr> <td>Agree</td> <td>16</td> </tr> <tr> <td>Neutral</td> <td>36</td> </tr> <tr> <td>Disagree</td> <td>12</td> </tr> <tr> <td>Strongly Disagree</td> <td>14</td> </tr> </tbody> </table>	Response	Percentage	Strongly Agree	20	Agree	16	Neutral	36	Disagree	12	Strongly Disagree	14																									
Response	Percentage																																					
Strongly Agree	20																																					
Agree	16																																					
Neutral	36																																					
Disagree	12																																					
Strongly Disagree	14																																					
<p style="text-align: center;">Families</p> <table border="1"> <thead> <tr> <th>Response</th> <th>Percentage</th> </tr> </thead> <tbody> <tr> <td>Strongly Agree</td> <td>24</td> </tr> <tr> <td>Agree</td> <td>6</td> </tr> <tr> <td>Neutral</td> <td>30</td> </tr> <tr> <td>Disagree</td> <td>18</td> </tr> <tr> <td>Strongly Disagree</td> <td>18</td> </tr> </tbody> </table>	Response	Percentage	Strongly Agree	24	Agree	6	Neutral	30	Disagree	18	Strongly Disagree	18	<p style="text-align: center;">Singles & Couples</p> <table border="1"> <thead> <tr> <th>Response</th> <th>Percentage</th> </tr> </thead> <tbody> <tr> <td>Strongly Agree</td> <td>16</td> </tr> <tr> <td>Agree</td> <td>20</td> </tr> <tr> <td>Neutral</td> <td>40</td> </tr> <tr> <td>Disagree</td> <td>8</td> </tr> <tr> <td>Strongly Disagree</td> <td>12</td> </tr> </tbody> </table>	Response	Percentage	Strongly Agree	16	Agree	20	Neutral	40	Disagree	8	Strongly Disagree	12													
Response	Percentage																																					
Strongly Agree	24																																					
Agree	6																																					
Neutral	30																																					
Disagree	18																																					
Strongly Disagree	18																																					
Response	Percentage																																					
Strongly Agree	16																																					
Agree	20																																					
Neutral	40																																					
Disagree	8																																					
Strongly Disagree	12																																					

<p>Planning 3</p> <p>37. Smaller homes for older residents wishing to downsize should be provided</p>	<p style="text-align: center;">All parish</p> <table border="1"> <thead> <tr> <th>Response</th> <th>Count</th> </tr> </thead> <tbody> <tr> <td>Strongly Agree</td> <td>8</td> </tr> <tr> <td>Agree</td> <td>20</td> </tr> <tr> <td>Neutral</td> <td>43</td> </tr> <tr> <td>Disagree</td> <td>8</td> </tr> <tr> <td>Strongly Disagree</td> <td>20</td> </tr> </tbody> </table>	Response	Count	Strongly Agree	8	Agree	20	Neutral	43	Disagree	8	Strongly Disagree	20																									
Response	Count																																					
Strongly Agree	8																																					
Agree	20																																					
Neutral	43																																					
Disagree	8																																					
Strongly Disagree	20																																					
<p style="text-align: center;">Bayworth</p> <table border="1"> <thead> <tr> <th>Response</th> <th>Count</th> </tr> </thead> <tbody> <tr> <td>Strongly Agree</td> <td>5</td> </tr> <tr> <td>Agree</td> <td>25</td> </tr> <tr> <td>Neutral</td> <td>45</td> </tr> <tr> <td>Disagree</td> <td>12</td> </tr> <tr> <td>Strongly Disagree</td> <td>5</td> </tr> </tbody> </table>	Response	Count	Strongly Agree	5	Agree	25	Neutral	45	Disagree	12	Strongly Disagree	5	<p style="text-align: center;">Boars Hill</p> <table border="1"> <thead> <tr> <th>Response</th> <th>Count</th> </tr> </thead> <tbody> <tr> <td>Strongly Agree</td> <td>12</td> </tr> <tr> <td>Agree</td> <td>12</td> </tr> <tr> <td>Neutral</td> <td>38</td> </tr> <tr> <td>Disagree</td> <td>12</td> </tr> <tr> <td>Strongly Disagree</td> <td>25</td> </tr> </tbody> </table>	Response	Count	Strongly Agree	12	Agree	12	Neutral	38	Disagree	12	Strongly Disagree	25	<p style="text-align: center;">Sunningwell</p> <table border="1"> <thead> <tr> <th>Response</th> <th>Count</th> </tr> </thead> <tbody> <tr> <td>Strongly Agree</td> <td>5</td> </tr> <tr> <td>Agree</td> <td>20</td> </tr> <tr> <td>Neutral</td> <td>42</td> </tr> <tr> <td>Disagree</td> <td>5</td> </tr> <tr> <td>Strongly Disagree</td> <td>28</td> </tr> </tbody> </table>	Response	Count	Strongly Agree	5	Agree	20	Neutral	42	Disagree	5	Strongly Disagree	28
Response	Count																																					
Strongly Agree	5																																					
Agree	25																																					
Neutral	45																																					
Disagree	12																																					
Strongly Disagree	5																																					
Response	Count																																					
Strongly Agree	12																																					
Agree	12																																					
Neutral	38																																					
Disagree	12																																					
Strongly Disagree	25																																					
Response	Count																																					
Strongly Agree	5																																					
Agree	20																																					
Neutral	42																																					
Disagree	5																																					
Strongly Disagree	28																																					
<p>38. Change of use of existing buildings should be encouraged over new-build development</p>	<p style="text-align: center;">All parish</p> <table border="1"> <thead> <tr> <th>Response</th> <th>Count</th> </tr> </thead> <tbody> <tr> <td>Strongly Agree</td> <td>31</td> </tr> <tr> <td>Agree</td> <td>45</td> </tr> <tr> <td>Neutral</td> <td>23</td> </tr> <tr> <td>Disagree</td> <td>0</td> </tr> <tr> <td>Strongly Disagree</td> <td>0</td> </tr> </tbody> </table>	Response	Count	Strongly Agree	31	Agree	45	Neutral	23	Disagree	0	Strongly Disagree	0																									
Response	Count																																					
Strongly Agree	31																																					
Agree	45																																					
Neutral	23																																					
Disagree	0																																					
Strongly Disagree	0																																					

<p>Planning 4</p>													
<p>39. Development should not compromise important views or the rural landscape</p>	<p style="text-align: center;">All parish</p> <table border="1"> <caption>Data for Question 39: Development should not compromise important views or the rural landscape</caption> <thead> <tr> <th>Response</th> <th>Percentage</th> </tr> </thead> <tbody> <tr> <td>Strongly Agree</td> <td>85</td> </tr> <tr> <td>Agree</td> <td>10</td> </tr> <tr> <td>Neutral</td> <td>5</td> </tr> <tr> <td>Disagree</td> <td>0</td> </tr> <tr> <td>Strongly Disagree</td> <td>0</td> </tr> </tbody> </table>	Response	Percentage	Strongly Agree	85	Agree	10	Neutral	5	Disagree	0	Strongly Disagree	0
Response	Percentage												
Strongly Agree	85												
Agree	10												
Neutral	5												
Disagree	0												
Strongly Disagree	0												
<p>40. Sustainable design features (eg solar panels, energy-efficient materials) should be encouraged</p>	<p style="text-align: center;">All parish</p> <table border="1"> <caption>Data for Question 40: Sustainable design features (eg solar panels, energy-efficient materials) should be encouraged</caption> <thead> <tr> <th>Response</th> <th>Percentage</th> </tr> </thead> <tbody> <tr> <td>Strongly Agree</td> <td>55</td> </tr> <tr> <td>Agree</td> <td>25</td> </tr> <tr> <td>Neutral</td> <td>20</td> </tr> <tr> <td>Disagree</td> <td>2</td> </tr> <tr> <td>Strongly Disagree</td> <td>2</td> </tr> </tbody> </table>	Response	Percentage	Strongly Agree	55	Agree	25	Neutral	20	Disagree	2	Strongly Disagree	2
Response	Percentage												
Strongly Agree	55												
Agree	25												
Neutral	20												
Disagree	2												
Strongly Disagree	2												

Traffic & Transport 1													
<p>41. Current traffic levels in the parish are a concern</p>	<p style="text-align: center;">All parish</p> <table border="1"> <thead> <tr> <th>Response</th> <th>Percentage</th> </tr> </thead> <tbody> <tr> <td>Strongly Agree</td> <td>43</td> </tr> <tr> <td>Agree</td> <td>35</td> </tr> <tr> <td>Neutral</td> <td>20</td> </tr> <tr> <td>Disagree</td> <td>2</td> </tr> <tr> <td>Strongly Disagree</td> <td>0</td> </tr> </tbody> </table>	Response	Percentage	Strongly Agree	43	Agree	35	Neutral	20	Disagree	2	Strongly Disagree	0
Response	Percentage												
Strongly Agree	43												
Agree	35												
Neutral	20												
Disagree	2												
Strongly Disagree	0												
<p>42. Future traffic levels are likely to worsen without intervention</p>	<p style="text-align: center;">All parish</p> <table border="1"> <thead> <tr> <th>Response</th> <th>Percentage</th> </tr> </thead> <tbody> <tr> <td>Strongly Agree</td> <td>78</td> </tr> <tr> <td>Agree</td> <td>15</td> </tr> <tr> <td>Neutral</td> <td>8</td> </tr> <tr> <td>Disagree</td> <td>0</td> </tr> <tr> <td>Strongly Disagree</td> <td>0</td> </tr> </tbody> </table>	Response	Percentage	Strongly Agree	78	Agree	15	Neutral	8	Disagree	0	Strongly Disagree	0
Response	Percentage												
Strongly Agree	78												
Agree	15												
Neutral	8												
Disagree	0												
Strongly Disagree	0												
<p>43. Through traffic and rat-running are significant problems on local lanes</p>	<p style="text-align: center;">All parish</p> <table border="1"> <thead> <tr> <th>Response</th> <th>Percentage</th> </tr> </thead> <tbody> <tr> <td>Strongly Agree</td> <td>68</td> </tr> <tr> <td>Agree</td> <td>28</td> </tr> <tr> <td>Neutral</td> <td>5</td> </tr> <tr> <td>Disagree</td> <td>0</td> </tr> <tr> <td>Strongly Disagree</td> <td>0</td> </tr> </tbody> </table>	Response	Percentage	Strongly Agree	68	Agree	28	Neutral	5	Disagree	0	Strongly Disagree	0
Response	Percentage												
Strongly Agree	68												
Agree	28												
Neutral	5												
Disagree	0												
Strongly Disagree	0												

<p>Traffic & Transport 2</p> <p>44. Vehicle speeds on rural lanes are too high</p>	<p style="text-align: center;">All parish</p> <table border="1"> <thead> <tr> <th>Response</th> <th>Percentage</th> </tr> </thead> <tbody> <tr> <td>Strongly Agree</td> <td>60</td> </tr> <tr> <td>Agree</td> <td>15</td> </tr> <tr> <td>Neutral</td> <td>20</td> </tr> <tr> <td>Disagree</td> <td>2</td> </tr> <tr> <td>Strongly Disagree</td> <td>2</td> </tr> </tbody> </table>	Response	Percentage	Strongly Agree	60	Agree	15	Neutral	20	Disagree	2	Strongly Disagree	2																									
Response	Percentage																																					
Strongly Agree	60																																					
Agree	15																																					
Neutral	20																																					
Disagree	2																																					
Strongly Disagree	2																																					
<p>45. I feel safe walking or cycling on local roads</p>	<p style="text-align: center;">All parish</p> <table border="1"> <thead> <tr> <th>Response</th> <th>Percentage</th> </tr> </thead> <tbody> <tr> <td>Strongly Agree</td> <td>2</td> </tr> <tr> <td>Agree</td> <td>26</td> </tr> <tr> <td>Neutral</td> <td>10</td> </tr> <tr> <td>Disagree</td> <td>36</td> </tr> <tr> <td>Strongly Disagree</td> <td>24</td> </tr> </tbody> </table>	Response	Percentage	Strongly Agree	2	Agree	26	Neutral	10	Disagree	36	Strongly Disagree	24																									
Response	Percentage																																					
Strongly Agree	2																																					
Agree	26																																					
Neutral	10																																					
Disagree	36																																					
Strongly Disagree	24																																					
<p style="text-align: center;">Boars Hill</p> <table border="1"> <thead> <tr> <th>Response</th> <th>Percentage</th> </tr> </thead> <tbody> <tr> <td>Strongly Agree</td> <td>0</td> </tr> <tr> <td>Agree</td> <td>0</td> </tr> <tr> <td>Neutral</td> <td>12</td> </tr> <tr> <td>Disagree</td> <td>60</td> </tr> <tr> <td>Strongly Disagree</td> <td>25</td> </tr> </tbody> </table>	Response	Percentage	Strongly Agree	0	Agree	0	Neutral	12	Disagree	60	Strongly Disagree	25	<p style="text-align: center;">Bayworth & Long Furlong</p> <table border="1"> <thead> <tr> <th>Response</th> <th>Percentage</th> </tr> </thead> <tbody> <tr> <td>Strongly Agree</td> <td>0</td> </tr> <tr> <td>Agree</td> <td>25</td> </tr> <tr> <td>Neutral</td> <td>12</td> </tr> <tr> <td>Disagree</td> <td>42</td> </tr> <tr> <td>Strongly Disagree</td> <td>18</td> </tr> </tbody> </table>	Response	Percentage	Strongly Agree	0	Agree	25	Neutral	12	Disagree	42	Strongly Disagree	18	<p style="text-align: center;">Sunningwell</p> <table border="1"> <thead> <tr> <th>Response</th> <th>Percentage</th> </tr> </thead> <tbody> <tr> <td>Strongly Agree</td> <td>4</td> </tr> <tr> <td>Agree</td> <td>32</td> </tr> <tr> <td>Neutral</td> <td>8</td> </tr> <tr> <td>Disagree</td> <td>25</td> </tr> <tr> <td>Strongly Disagree</td> <td>28</td> </tr> </tbody> </table>	Response	Percentage	Strongly Agree	4	Agree	32	Neutral	8	Disagree	25	Strongly Disagree	28
Response	Percentage																																					
Strongly Agree	0																																					
Agree	0																																					
Neutral	12																																					
Disagree	60																																					
Strongly Disagree	25																																					
Response	Percentage																																					
Strongly Agree	0																																					
Agree	25																																					
Neutral	12																																					
Disagree	42																																					
Strongly Disagree	18																																					
Response	Percentage																																					
Strongly Agree	4																																					
Agree	32																																					
Neutral	8																																					
Disagree	25																																					
Strongly Disagree	28																																					
<p>46. Parking causes problems in certain locations (e.g. school, church, pub, village hall)</p>	<p style="text-align: center;">All parish</p> <table border="1"> <thead> <tr> <th>Response</th> <th>Percentage</th> </tr> </thead> <tbody> <tr> <td>Strongly Agree</td> <td>20</td> </tr> <tr> <td>Agree</td> <td>24</td> </tr> <tr> <td>Neutral</td> <td>40</td> </tr> <tr> <td>Disagree</td> <td>12</td> </tr> <tr> <td>Strongly Disagree</td> <td>2</td> </tr> </tbody> </table>	Response	Percentage	Strongly Agree	20	Agree	24	Neutral	40	Disagree	12	Strongly Disagree	2																									
Response	Percentage																																					
Strongly Agree	20																																					
Agree	24																																					
Neutral	40																																					
Disagree	12																																					
Strongly Disagree	2																																					



Traffic & Transport 4																																						
<p>49. Air quality has declined as a result of traffic patterns</p>	<p style="text-align: center;">All parish</p> <table border="1"> <caption>Data for Question 49: All parish</caption> <thead> <tr> <th>Response</th> <th>Percentage</th> </tr> </thead> <tbody> <tr> <td>Strongly Agree</td> <td>25</td> </tr> <tr> <td>Agree</td> <td>27</td> </tr> <tr> <td>Neutral</td> <td>49</td> </tr> <tr> <td>Disagree</td> <td>0</td> </tr> <tr> <td>Strongly Disagree</td> <td>0</td> </tr> </tbody> </table>	Response	Percentage	Strongly Agree	25	Agree	27	Neutral	49	Disagree	0	Strongly Disagree	0																									
Response	Percentage																																					
Strongly Agree	25																																					
Agree	27																																					
Neutral	49																																					
Disagree	0																																					
Strongly Disagree	0																																					
<p>50. I would support measures to reduce traffic impacts (eg lower speed limits, traffic calming, discouraging through traffic)</p>	<p style="text-align: center;">All parish</p> <table border="1"> <caption>Data for Question 50: All parish</caption> <thead> <tr> <th>Response</th> <th>Percentage</th> </tr> </thead> <tbody> <tr> <td>Strongly Agree</td> <td>60</td> </tr> <tr> <td>Agree</td> <td>23</td> </tr> <tr> <td>Neutral</td> <td>8</td> </tr> <tr> <td>Disagree</td> <td>4</td> </tr> <tr> <td>Strongly Disagree</td> <td>4</td> </tr> </tbody> </table>	Response	Percentage	Strongly Agree	60	Agree	23	Neutral	8	Disagree	4	Strongly Disagree	4																									
Response	Percentage																																					
Strongly Agree	60																																					
Agree	23																																					
Neutral	8																																					
Disagree	4																																					
Strongly Disagree	4																																					
<p style="text-align: center;">Sunningwell</p> <table border="1"> <caption>Data for Question 50: Sunningwell</caption> <thead> <tr> <th>Response</th> <th>Percentage</th> </tr> </thead> <tbody> <tr> <td>Strongly Agree</td> <td>55</td> </tr> <tr> <td>Agree</td> <td>20</td> </tr> <tr> <td>Neutral</td> <td>8</td> </tr> <tr> <td>Disagree</td> <td>8</td> </tr> <tr> <td>Strongly Disagree</td> <td>8</td> </tr> </tbody> </table>	Response	Percentage	Strongly Agree	55	Agree	20	Neutral	8	Disagree	8	Strongly Disagree	8	<p style="text-align: center;">Bayworth & Long Furlong</p> <table border="1"> <caption>Data for Question 50: Bayworth & Long Furlong</caption> <thead> <tr> <th>Response</th> <th>Percentage</th> </tr> </thead> <tbody> <tr> <td>Strongly Agree</td> <td>65</td> </tr> <tr> <td>Agree</td> <td>25</td> </tr> <tr> <td>Neutral</td> <td>5</td> </tr> <tr> <td>Disagree</td> <td>0</td> </tr> <tr> <td>Strongly Disagree</td> <td>0</td> </tr> </tbody> </table>	Response	Percentage	Strongly Agree	65	Agree	25	Neutral	5	Disagree	0	Strongly Disagree	0	<p style="text-align: center;">Boars Hill</p> <table border="1"> <caption>Data for Question 50: Boars Hill</caption> <thead> <tr> <th>Response</th> <th>Percentage</th> </tr> </thead> <tbody> <tr> <td>Strongly Agree</td> <td>62</td> </tr> <tr> <td>Agree</td> <td>25</td> </tr> <tr> <td>Neutral</td> <td>12</td> </tr> <tr> <td>Disagree</td> <td>0</td> </tr> <tr> <td>Strongly Disagree</td> <td>0</td> </tr> </tbody> </table>	Response	Percentage	Strongly Agree	62	Agree	25	Neutral	12	Disagree	0	Strongly Disagree	0
Response	Percentage																																					
Strongly Agree	55																																					
Agree	20																																					
Neutral	8																																					
Disagree	8																																					
Strongly Disagree	8																																					
Response	Percentage																																					
Strongly Agree	65																																					
Agree	25																																					
Neutral	5																																					
Disagree	0																																					
Strongly Disagree	0																																					
Response	Percentage																																					
Strongly Agree	62																																					
Agree	25																																					
Neutral	12																																					
Disagree	0																																					
Strongly Disagree	0																																					
<p>51. Road surfaces in the parish need improving</p>	<p style="text-align: center;">All parish</p> <table border="1"> <caption>Data for Question 51: All parish</caption> <thead> <tr> <th>Response</th> <th>Percentage</th> </tr> </thead> <tbody> <tr> <td>Strongly Agree</td> <td>73</td> </tr> <tr> <td>Agree</td> <td>20</td> </tr> <tr> <td>Neutral</td> <td>3</td> </tr> <tr> <td>Disagree</td> <td>0</td> </tr> <tr> <td>Strongly Disagree</td> <td>0</td> </tr> </tbody> </table>	Response	Percentage	Strongly Agree	73	Agree	20	Neutral	3	Disagree	0	Strongly Disagree	0																									
Response	Percentage																																					
Strongly Agree	73																																					
Agree	20																																					
Neutral	3																																					
Disagree	0																																					
Strongly Disagree	0																																					

<p>Traffic & Transport 5</p>																																						
<p>52. Road junctions should be made safer</p>	<p style="text-align: center;">All parish</p> <table border="1"> <thead> <tr> <th>Response</th> <th>Count</th> </tr> </thead> <tbody> <tr> <td>Strongly Agree</td> <td>38</td> </tr> <tr> <td>Agree</td> <td>26</td> </tr> <tr> <td>Neutral</td> <td>30</td> </tr> <tr> <td>Disagree</td> <td>2</td> </tr> <tr> <td>Strongly Disagree</td> <td>0</td> </tr> </tbody> </table>	Response	Count	Strongly Agree	38	Agree	26	Neutral	30	Disagree	2	Strongly Disagree	0																									
Response	Count																																					
Strongly Agree	38																																					
Agree	26																																					
Neutral	30																																					
Disagree	2																																					
Strongly Disagree	0																																					
<p>53. Pavements should be widened or improved in key community areas</p>	<p style="text-align: center;">All parish</p> <table border="1"> <thead> <tr> <th>Response</th> <th>Count</th> </tr> </thead> <tbody> <tr> <td>Strongly Agree</td> <td>38</td> </tr> <tr> <td>Agree</td> <td>14</td> </tr> <tr> <td>Neutral</td> <td>34</td> </tr> <tr> <td>Disagree</td> <td>4</td> </tr> <tr> <td>Strongly Disagree</td> <td>6</td> </tr> </tbody> </table>	Response	Count	Strongly Agree	38	Agree	14	Neutral	34	Disagree	4	Strongly Disagree	6																									
Response	Count																																					
Strongly Agree	38																																					
Agree	14																																					
Neutral	34																																					
Disagree	4																																					
Strongly Disagree	6																																					
<p style="text-align: center;">Boars Hill</p> <table border="1"> <thead> <tr> <th>Response</th> <th>Count</th> </tr> </thead> <tbody> <tr> <td>Strongly Agree</td> <td>62</td> </tr> <tr> <td>Agree</td> <td>0</td> </tr> <tr> <td>Neutral</td> <td>24</td> </tr> <tr> <td>Disagree</td> <td>12</td> </tr> <tr> <td>Strongly Disagree</td> <td>0</td> </tr> </tbody> </table>	Response	Count	Strongly Agree	62	Agree	0	Neutral	24	Disagree	12	Strongly Disagree	0	<p style="text-align: center;">Bayworth & Long Furlong</p> <table border="1"> <thead> <tr> <th>Response</th> <th>Count</th> </tr> </thead> <tbody> <tr> <td>Strongly Agree</td> <td>42</td> </tr> <tr> <td>Agree</td> <td>14</td> </tr> <tr> <td>Neutral</td> <td>42</td> </tr> <tr> <td>Disagree</td> <td>0</td> </tr> <tr> <td>Strongly Disagree</td> <td>0</td> </tr> </tbody> </table>	Response	Count	Strongly Agree	42	Agree	14	Neutral	42	Disagree	0	Strongly Disagree	0	<p style="text-align: center;">Sunningwell</p> <table border="1"> <thead> <tr> <th>Response</th> <th>Count</th> </tr> </thead> <tbody> <tr> <td>Strongly Agree</td> <td>56</td> </tr> <tr> <td>Agree</td> <td>34</td> </tr> <tr> <td>Neutral</td> <td>62</td> </tr> <tr> <td>Disagree</td> <td>0</td> </tr> <tr> <td>Strongly Disagree</td> <td>12</td> </tr> </tbody> </table>	Response	Count	Strongly Agree	56	Agree	34	Neutral	62	Disagree	0	Strongly Disagree	12
Response	Count																																					
Strongly Agree	62																																					
Agree	0																																					
Neutral	24																																					
Disagree	12																																					
Strongly Disagree	0																																					
Response	Count																																					
Strongly Agree	42																																					
Agree	14																																					
Neutral	42																																					
Disagree	0																																					
Strongly Disagree	0																																					
Response	Count																																					
Strongly Agree	56																																					
Agree	34																																					
Neutral	62																																					
Disagree	0																																					
Strongly Disagree	12																																					
<p>54. A regular daily bus service would benefit the parish</p>	<p style="text-align: center;">All parish</p> <table border="1"> <thead> <tr> <th>Response</th> <th>Count</th> </tr> </thead> <tbody> <tr> <td>Strongly Agree</td> <td>32</td> </tr> <tr> <td>Agree</td> <td>32</td> </tr> <tr> <td>Neutral</td> <td>26</td> </tr> <tr> <td>Disagree</td> <td>4</td> </tr> <tr> <td>Strongly Disagree</td> <td>2</td> </tr> </tbody> </table>	Response	Count	Strongly Agree	32	Agree	32	Neutral	26	Disagree	4	Strongly Disagree	2																									
Response	Count																																					
Strongly Agree	32																																					
Agree	32																																					
Neutral	26																																					
Disagree	4																																					
Strongly Disagree	2																																					

Traffic & Transport 6																																						
<p>55. Street lighting should be installed or expanded in the villages</p>	<p style="text-align: center;">All parish</p> <table border="1"> <caption>Data for Question 55: All parish</caption> <thead> <tr> <th>Response</th> <th>Percentage</th> </tr> </thead> <tbody> <tr> <td>Strongly Agree</td> <td>5</td> </tr> <tr> <td>Agree</td> <td>0</td> </tr> <tr> <td>Neutral</td> <td>20</td> </tr> <tr> <td>Disagree</td> <td>22</td> </tr> <tr> <td>Strongly Disagree</td> <td>48</td> </tr> </tbody> </table>	Response	Percentage	Strongly Agree	5	Agree	0	Neutral	20	Disagree	22	Strongly Disagree	48																									
Response	Percentage																																					
Strongly Agree	5																																					
Agree	0																																					
Neutral	20																																					
Disagree	22																																					
Strongly Disagree	48																																					
<p style="text-align: center;">Sunningwell</p> <table border="1"> <caption>Data for Question 55: Sunningwell</caption> <thead> <tr> <th>Response</th> <th>Percentage</th> </tr> </thead> <tbody> <tr> <td>Strongly Agree</td> <td>5</td> </tr> <tr> <td>Agree</td> <td>0</td> </tr> <tr> <td>Neutral</td> <td>28</td> </tr> <tr> <td>Disagree</td> <td>20</td> </tr> <tr> <td>Strongly Disagree</td> <td>45</td> </tr> </tbody> </table>	Response	Percentage	Strongly Agree	5	Agree	0	Neutral	28	Disagree	20	Strongly Disagree	45	<p style="text-align: center;">Bayworth & Long Furlong</p> <table border="1"> <caption>Data for Question 55: Bayworth & Long Furlong</caption> <thead> <tr> <th>Response</th> <th>Percentage</th> </tr> </thead> <tbody> <tr> <td>Strongly Agree</td> <td>5</td> </tr> <tr> <td>Agree</td> <td>0</td> </tr> <tr> <td>Neutral</td> <td>12</td> </tr> <tr> <td>Disagree</td> <td>25</td> </tr> <tr> <td>Strongly Disagree</td> <td>52</td> </tr> </tbody> </table>	Response	Percentage	Strongly Agree	5	Agree	0	Neutral	12	Disagree	25	Strongly Disagree	52	<p style="text-align: center;">Boars Hill</p> <table border="1"> <caption>Data for Question 55: Boars Hill</caption> <thead> <tr> <th>Response</th> <th>Percentage</th> </tr> </thead> <tbody> <tr> <td>Strongly Agree</td> <td>12</td> </tr> <tr> <td>Agree</td> <td>0</td> </tr> <tr> <td>Neutral</td> <td>12</td> </tr> <tr> <td>Disagree</td> <td>25</td> </tr> <tr> <td>Strongly Disagree</td> <td>48</td> </tr> </tbody> </table>	Response	Percentage	Strongly Agree	12	Agree	0	Neutral	12	Disagree	25	Strongly Disagree	48
Response	Percentage																																					
Strongly Agree	5																																					
Agree	0																																					
Neutral	28																																					
Disagree	20																																					
Strongly Disagree	45																																					
Response	Percentage																																					
Strongly Agree	5																																					
Agree	0																																					
Neutral	12																																					
Disagree	25																																					
Strongly Disagree	52																																					
Response	Percentage																																					
Strongly Agree	12																																					
Agree	0																																					
Neutral	12																																					
Disagree	25																																					
Strongly Disagree	48																																					
<p>56. Better parking facilities are needed in the village areas</p>	<p style="text-align: center;">All parish</p> <table border="1"> <caption>Data for Question 56: All parish</caption> <thead> <tr> <th>Response</th> <th>Percentage</th> </tr> </thead> <tbody> <tr> <td>Strongly Agree</td> <td>8</td> </tr> <tr> <td>Agree</td> <td>14</td> </tr> <tr> <td>Neutral</td> <td>38</td> </tr> <tr> <td>Disagree</td> <td>24</td> </tr> <tr> <td>Strongly Disagree</td> <td>12</td> </tr> </tbody> </table>	Response	Percentage	Strongly Agree	8	Agree	14	Neutral	38	Disagree	24	Strongly Disagree	12																									
Response	Percentage																																					
Strongly Agree	8																																					
Agree	14																																					
Neutral	38																																					
Disagree	24																																					
Strongly Disagree	12																																					
<p>57. Surface water management needs improvement</p>	<p style="text-align: center;">All parish</p> <table border="1"> <caption>Data for Question 57: All parish</caption> <thead> <tr> <th>Response</th> <th>Percentage</th> </tr> </thead> <tbody> <tr> <td>Strongly Agree</td> <td>38</td> </tr> <tr> <td>Agree</td> <td>30</td> </tr> <tr> <td>Neutral</td> <td>26</td> </tr> <tr> <td>Disagree</td> <td>2</td> </tr> <tr> <td>Strongly Disagree</td> <td>0</td> </tr> </tbody> </table>	Response	Percentage	Strongly Agree	38	Agree	30	Neutral	26	Disagree	2	Strongly Disagree	0																									
Response	Percentage																																					
Strongly Agree	38																																					
Agree	30																																					
Neutral	26																																					
Disagree	2																																					
Strongly Disagree	0																																					

Traffic & Transport 7																																						
<p>58. Regular gully emptying and hedge trimming should be prioritised</p>	<p style="text-align: center;">All parish</p> <table border="1"> <caption>Survey Results for Item 58 (All parish)</caption> <thead> <tr> <th>Response</th> <th>Percentage</th> </tr> </thead> <tbody> <tr> <td>Strongly Agree</td> <td>43</td> </tr> <tr> <td>Agree</td> <td>24</td> </tr> <tr> <td>Neutral</td> <td>28</td> </tr> <tr> <td>Disagree</td> <td>2</td> </tr> <tr> <td>Strongly Disagree</td> <td>0</td> </tr> </tbody> </table>	Response	Percentage	Strongly Agree	43	Agree	24	Neutral	28	Disagree	2	Strongly Disagree	0																									
Response	Percentage																																					
Strongly Agree	43																																					
Agree	24																																					
Neutral	28																																					
Disagree	2																																					
Strongly Disagree	0																																					
<p>59. Traffic calming measures (eg humps, chicanes, buildouts) should be introduced to slow traffic in village areas</p>	<p style="text-align: center;">All parish</p> <table border="1"> <caption>Survey Results for Item 59 (All parish)</caption> <thead> <tr> <th>Response</th> <th>Percentage</th> </tr> </thead> <tbody> <tr> <td>Strongly Agree</td> <td>26</td> </tr> <tr> <td>Agree</td> <td>22</td> </tr> <tr> <td>Neutral</td> <td>18</td> </tr> <tr> <td>Disagree</td> <td>12</td> </tr> <tr> <td>Strongly Disagree</td> <td>16</td> </tr> </tbody> </table>	Response	Percentage	Strongly Agree	26	Agree	22	Neutral	18	Disagree	12	Strongly Disagree	16																									
Response	Percentage																																					
Strongly Agree	26																																					
Agree	22																																					
Neutral	18																																					
Disagree	12																																					
Strongly Disagree	16																																					
<p style="text-align: center;">Boars Hill</p> <table border="1"> <caption>Survey Results for Item 58 (Boars Hill)</caption> <thead> <tr> <th>Response</th> <th>Percentage</th> </tr> </thead> <tbody> <tr> <td>Strongly Agree</td> <td>43</td> </tr> <tr> <td>Agree</td> <td>28</td> </tr> <tr> <td>Neutral</td> <td>0</td> </tr> <tr> <td>Disagree</td> <td>28</td> </tr> <tr> <td>Strongly Disagree</td> <td>0</td> </tr> </tbody> </table>	Response	Percentage	Strongly Agree	43	Agree	28	Neutral	0	Disagree	28	Strongly Disagree	0	<p style="text-align: center;">Bayworth & Long Furlong</p> <table border="1"> <caption>Survey Results for Item 58 (Bayworth & Long Furlong)</caption> <thead> <tr> <th>Response</th> <th>Percentage</th> </tr> </thead> <tbody> <tr> <td>Strongly Agree</td> <td>14</td> </tr> <tr> <td>Agree</td> <td>14</td> </tr> <tr> <td>Neutral</td> <td>35</td> </tr> <tr> <td>Disagree</td> <td>6</td> </tr> <tr> <td>Strongly Disagree</td> <td>28</td> </tr> </tbody> </table>	Response	Percentage	Strongly Agree	14	Agree	14	Neutral	35	Disagree	6	Strongly Disagree	28	<p style="text-align: center;">Sunningwell</p> <table border="1"> <caption>Survey Results for Item 58 (Sunningwell)</caption> <thead> <tr> <th>Response</th> <th>Percentage</th> </tr> </thead> <tbody> <tr> <td>Strongly Agree</td> <td>28</td> </tr> <tr> <td>Agree</td> <td>24</td> </tr> <tr> <td>Neutral</td> <td>16</td> </tr> <tr> <td>Disagree</td> <td>12</td> </tr> <tr> <td>Strongly Disagree</td> <td>16</td> </tr> </tbody> </table>	Response	Percentage	Strongly Agree	28	Agree	24	Neutral	16	Disagree	12	Strongly Disagree	16
Response	Percentage																																					
Strongly Agree	43																																					
Agree	28																																					
Neutral	0																																					
Disagree	28																																					
Strongly Disagree	0																																					
Response	Percentage																																					
Strongly Agree	14																																					
Agree	14																																					
Neutral	35																																					
Disagree	6																																					
Strongly Disagree	28																																					
Response	Percentage																																					
Strongly Agree	28																																					
Agree	24																																					
Neutral	16																																					
Disagree	12																																					
Strongly Disagree	16																																					
<p>60. Measures to reduce heavy-vehicle traffic (eg weight limits) should be implemented</p>	<p style="text-align: center;">All parish</p> <table border="1"> <caption>Survey Results for Item 60 (All parish)</caption> <thead> <tr> <th>Response</th> <th>Percentage</th> </tr> </thead> <tbody> <tr> <td>Strongly Agree</td> <td>55</td> </tr> <tr> <td>Agree</td> <td>24</td> </tr> <tr> <td>Neutral</td> <td>16</td> </tr> <tr> <td>Disagree</td> <td>2</td> </tr> <tr> <td>Strongly Disagree</td> <td>0</td> </tr> </tbody> </table>	Response	Percentage	Strongly Agree	55	Agree	24	Neutral	16	Disagree	2	Strongly Disagree	0																									
Response	Percentage																																					
Strongly Agree	55																																					
Agree	24																																					
Neutral	16																																					
Disagree	2																																					
Strongly Disagree	0																																					

Community & Local Life 1													
<p>61. The parish provides enough facilities for residents</p>	<p style="text-align: center;">All parish</p> <table border="1"> <thead> <tr> <th>Response</th> <th>Percentage</th> </tr> </thead> <tbody> <tr> <td>Strongly Agree</td> <td>8</td> </tr> <tr> <td>Agree</td> <td>50</td> </tr> <tr> <td>Neutral</td> <td>34</td> </tr> <tr> <td>Disagree</td> <td>5</td> </tr> <tr> <td>Strongly Disagree</td> <td>0</td> </tr> </tbody> </table>	Response	Percentage	Strongly Agree	8	Agree	50	Neutral	34	Disagree	5	Strongly Disagree	0
Response	Percentage												
Strongly Agree	8												
Agree	50												
Neutral	34												
Disagree	5												
Strongly Disagree	0												
<p>62. Visitors (walkers, school users, pub visitors) contribute positively to parish life</p>	<p style="text-align: center;">All parish</p> <table border="1"> <thead> <tr> <th>Response</th> <th>Percentage</th> </tr> </thead> <tbody> <tr> <td>Strongly Agree</td> <td>28</td> </tr> <tr> <td>Agree</td> <td>40</td> </tr> <tr> <td>Neutral</td> <td>24</td> </tr> <tr> <td>Disagree</td> <td>5</td> </tr> <tr> <td>Strongly Disagree</td> <td>0</td> </tr> </tbody> </table>	Response	Percentage	Strongly Agree	28	Agree	40	Neutral	24	Disagree	5	Strongly Disagree	0
Response	Percentage												
Strongly Agree	28												
Agree	40												
Neutral	24												
Disagree	5												
Strongly Disagree	0												
<p>63. Visitor activity creates pressures that need better management</p>	<p style="text-align: center;">All parish</p> <table border="1"> <thead> <tr> <th>Response</th> <th>Percentage</th> </tr> </thead> <tbody> <tr> <td>Strongly Agree</td> <td>12</td> </tr> <tr> <td>Agree</td> <td>24</td> </tr> <tr> <td>Neutral</td> <td>54</td> </tr> <tr> <td>Disagree</td> <td>8</td> </tr> <tr> <td>Strongly Disagree</td> <td>0</td> </tr> </tbody> </table>	Response	Percentage	Strongly Agree	12	Agree	24	Neutral	54	Disagree	8	Strongly Disagree	0
Response	Percentage												
Strongly Agree	12												
Agree	24												
Neutral	54												
Disagree	8												
Strongly Disagree	0												

Community & Local Life 2																																						
<p>64. More community spaces or activities would benefit residents</p>	<p style="text-align: center;">All parish</p> <table border="1"> <caption>Data for Question 64: All parish</caption> <thead> <tr> <th>Response</th> <th>Percentage</th> </tr> </thead> <tbody> <tr> <td>Strongly Agree</td> <td>10</td> </tr> <tr> <td>Agree</td> <td>28</td> </tr> <tr> <td>Neutral</td> <td>48</td> </tr> <tr> <td>Disagree</td> <td>12</td> </tr> <tr> <td>Strongly Disagree</td> <td>2</td> </tr> </tbody> </table>	Response	Percentage	Strongly Agree	10	Agree	28	Neutral	48	Disagree	12	Strongly Disagree	2																									
Response	Percentage																																					
Strongly Agree	10																																					
Agree	28																																					
Neutral	48																																					
Disagree	12																																					
Strongly Disagree	2																																					
<p>65. The parish should gather views from residents and regular visitors</p>	<p style="text-align: center;">All parish</p> <table border="1"> <caption>Data for Question 65: All parish</caption> <thead> <tr> <th>Response</th> <th>Percentage</th> </tr> </thead> <tbody> <tr> <td>Strongly Agree</td> <td>18</td> </tr> <tr> <td>Agree</td> <td>32</td> </tr> <tr> <td>Neutral</td> <td>22</td> </tr> <tr> <td>Disagree</td> <td>24</td> </tr> <tr> <td>Strongly Disagree</td> <td>2</td> </tr> </tbody> </table>	Response	Percentage	Strongly Agree	18	Agree	32	Neutral	22	Disagree	24	Strongly Disagree	2																									
Response	Percentage																																					
Strongly Agree	18																																					
Agree	32																																					
Neutral	22																																					
Disagree	24																																					
Strongly Disagree	2																																					
<p style="text-align: center;">Boars Hill</p> <table border="1"> <caption>Data for Question 64: Boars Hill</caption> <thead> <tr> <th>Response</th> <th>Percentage</th> </tr> </thead> <tbody> <tr> <td>Strongly Agree</td> <td>12</td> </tr> <tr> <td>Agree</td> <td>25</td> </tr> <tr> <td>Neutral</td> <td>25</td> </tr> <tr> <td>Disagree</td> <td>38</td> </tr> <tr> <td>Strongly Disagree</td> <td>0</td> </tr> </tbody> </table>	Response	Percentage	Strongly Agree	12	Agree	25	Neutral	25	Disagree	38	Strongly Disagree	0	<p style="text-align: center;">Bayworth & Long Furlong</p> <table border="1"> <caption>Data for Question 64: Bayworth & Long Furlong</caption> <thead> <tr> <th>Response</th> <th>Percentage</th> </tr> </thead> <tbody> <tr> <td>Strongly Agree</td> <td>18</td> </tr> <tr> <td>Agree</td> <td>25</td> </tr> <tr> <td>Neutral</td> <td>25</td> </tr> <tr> <td>Disagree</td> <td>25</td> </tr> <tr> <td>Strongly Disagree</td> <td>5</td> </tr> </tbody> </table>	Response	Percentage	Strongly Agree	18	Agree	25	Neutral	25	Disagree	25	Strongly Disagree	5	<p style="text-align: center;">Sunningwell</p> <table border="1"> <caption>Data for Question 64: Sunningwell</caption> <thead> <tr> <th>Response</th> <th>Percentage</th> </tr> </thead> <tbody> <tr> <td>Strongly Agree</td> <td>15</td> </tr> <tr> <td>Agree</td> <td>32</td> </tr> <tr> <td>Neutral</td> <td>35</td> </tr> <tr> <td>Disagree</td> <td>15</td> </tr> <tr> <td>Strongly Disagree</td> <td>3</td> </tr> </tbody> </table>	Response	Percentage	Strongly Agree	15	Agree	32	Neutral	35	Disagree	15	Strongly Disagree	3
Response	Percentage																																					
Strongly Agree	12																																					
Agree	25																																					
Neutral	25																																					
Disagree	38																																					
Strongly Disagree	0																																					
Response	Percentage																																					
Strongly Agree	18																																					
Agree	25																																					
Neutral	25																																					
Disagree	25																																					
Strongly Disagree	5																																					
Response	Percentage																																					
Strongly Agree	15																																					
Agree	32																																					
Neutral	35																																					
Disagree	15																																					
Strongly Disagree	3																																					
<p>66. The parish feels safe and welcoming</p>	<p style="text-align: center;">All parish</p> <table border="1"> <caption>Data for Question 66: All parish</caption> <thead> <tr> <th>Response</th> <th>Percentage</th> </tr> </thead> <tbody> <tr> <td>Strongly Agree</td> <td>40</td> </tr> <tr> <td>Agree</td> <td>48</td> </tr> <tr> <td>Neutral</td> <td>10</td> </tr> <tr> <td>Disagree</td> <td>2</td> </tr> <tr> <td>Strongly Disagree</td> <td>0</td> </tr> </tbody> </table>	Response	Percentage	Strongly Agree	40	Agree	48	Neutral	10	Disagree	2	Strongly Disagree	0																									
Response	Percentage																																					
Strongly Agree	40																																					
Agree	48																																					
Neutral	10																																					
Disagree	2																																					
Strongly Disagree	0																																					

Community & Local Life 3													
<p>67. Local services (school, hall, pub, church) meet community needs</p>	<p style="text-align: center;">All parish</p> <table border="1"> <thead> <tr> <th>Response</th> <th>Percentage</th> </tr> </thead> <tbody> <tr> <td>Strongly Agree</td> <td>15</td> </tr> <tr> <td>Agree</td> <td>60</td> </tr> <tr> <td>Neutral</td> <td>22</td> </tr> <tr> <td>Disagree</td> <td>5</td> </tr> <tr> <td>Strongly Disagree</td> <td>0</td> </tr> </tbody> </table>	Response	Percentage	Strongly Agree	15	Agree	60	Neutral	22	Disagree	5	Strongly Disagree	0
Response	Percentage												
Strongly Agree	15												
Agree	60												
Neutral	22												
Disagree	5												
Strongly Disagree	0												
<p>68. The parish lacks certain amenities that would improve quality of life</p>	<p style="text-align: center;">All parish</p> <table border="1"> <thead> <tr> <th>Response</th> <th>Percentage</th> </tr> </thead> <tbody> <tr> <td>Strongly Agree</td> <td>10</td> </tr> <tr> <td>Agree</td> <td>18</td> </tr> <tr> <td>Neutral</td> <td>58</td> </tr> <tr> <td>Disagree</td> <td>10</td> </tr> <tr> <td>Strongly Disagree</td> <td>5</td> </tr> </tbody> </table>	Response	Percentage	Strongly Agree	10	Agree	18	Neutral	58	Disagree	10	Strongly Disagree	5
Response	Percentage												
Strongly Agree	10												
Agree	18												
Neutral	58												
Disagree	10												
Strongly Disagree	5												
<p>69. The community would benefit from more opportunities to get involved in local projects</p>	<p style="text-align: center;">All parish</p> <table border="1"> <thead> <tr> <th>Response</th> <th>Percentage</th> </tr> </thead> <tbody> <tr> <td>Strongly Agree</td> <td>18</td> </tr> <tr> <td>Agree</td> <td>38</td> </tr> <tr> <td>Neutral</td> <td>37</td> </tr> <tr> <td>Disagree</td> <td>2</td> </tr> <tr> <td>Strongly Disagree</td> <td>4</td> </tr> </tbody> </table>	Response	Percentage	Strongly Agree	18	Agree	38	Neutral	37	Disagree	2	Strongly Disagree	4
Response	Percentage												
Strongly Agree	18												
Agree	38												
Neutral	37												
Disagree	2												
Strongly Disagree	4												
<p>70. The parish should do more to support younger families and older residents</p>	<p style="text-align: center;">All parish</p> <table border="1"> <thead> <tr> <th>Response</th> <th>Percentage</th> </tr> </thead> <tbody> <tr> <td>Strongly Agree</td> <td>8</td> </tr> <tr> <td>Agree</td> <td>30</td> </tr> <tr> <td>Neutral</td> <td>52</td> </tr> <tr> <td>Disagree</td> <td>4</td> </tr> <tr> <td>Strongly Disagree</td> <td>4</td> </tr> </tbody> </table>	Response	Percentage	Strongly Agree	8	Agree	30	Neutral	52	Disagree	4	Strongly Disagree	4
Response	Percentage												
Strongly Agree	8												
Agree	30												
Neutral	52												
Disagree	4												
Strongly Disagree	4												

Appendix – Copy of Survey Questions

The questions in the Third Residents' Survey are shown below.

Heritage & Character

What aspects of the parish's character, heritage, and community do you feel are most important to protect for the future?

Ans. applies to:

- Bayworth
- Boars Hill
- Long Furlong
- Sunningwell
- All

What would you like to see changed or improved about the parish's character, heritage and community feel?

Ans. applies to:

- Bayworth
- Boars Hill
- Long Furlong
- Sunningwell
- All

Natural Environment, Biodiversity & Wildlife

What aspects of the parish's natural environment and biodiversity do you feel most need protection or improvement?

Ans. applies to:

- Bayworth
- Boars Hill
- Long Furlong
- Sunningwell

Traffic & Transport

What are the biggest traffic and road-safety issues affecting daily life in the parish?

Ans. applies to:

- Bayworth
- Boars Hill
- Long Furlong
- Sunningwell
- All

Footpaths & Active Travel

How should the parish improve its network of footpaths, bridleways, and walking/cycling routes?

Which improvements to local roads and infrastructure would most benefit the parish?

Ans. applies to:

- Bayworth
- Boars Hill
- Long Furlong
- Sunningwell
- All

Planning & Development

What principles should guide future development in the parish over the next 10–15 years?

Community & Local Life

What, if anything, do you feel is currently missing in the parish, and what would most improve community life?

Ans. applies to:

- Bayworth
- Boars Hill
- Long Furlong
- Sunningwell
- All

What do you value about the parish?

Ans. applies to:

- Bayworth
- Boars Hill
- Long Furlong
- Sunningwell
- All

About You

1. Are you a resident of Sunningwell Parish? Yes No Prefer not to say

If No: What is your connection to the parish?

2. Which area do you live in? Bayworth Boars Hill Long Furlong Sunningwell Elsewhere
(please specify) Prefer not to say

3. How long have you lived in the parish? Less than 1 year 1–5 years 6–10 years 11–20 years
 More than 20 years I do not live in the parish Prefer not to say

4. What is your age group? Under 18 18–24 25–34 35–44 45–54 55–64 65–74 75+
 Prefer not to say

5. What is your household composition? (Select all that apply) Single adult Couple (no children at home) Family with children under 18 Family with adult children living at home Shared household
 Retired household Prefer not to say

In addition, the online version of the survey included approximately 10 statements per topic area where the respondent was invited to choose from Strongly Agree, Agree, Neutral, Disagree or Strongly Disagree.